

märklin

3-12



2023



EN



3+

MÄRKLIN MY WORLD X MÄRKLIN START UP

6+



Hello Dear Parents, Grandparents, Aunts, Uncles, and Small Railroad Fans!

This the **NEW** Märklin catalog **for children**. For the first time, the two assortments with **toy trains for children ages 3** and older and **model trains for children ages 6** and older have been put together in the same catalog. Our smallest railroad fans can thus browse their favorite models in my world and have a first look at the START UP models for later. This is practical because you can show Grandpa and Grandma which models are still needed and how the railroad should look in the next few years.

In addition, the new common catalog saves many pages of paper and also some CO2 in its production – something that will make our environment very happy.

**We hope you have a lot of fun leafing through this catalog and that you like this new catalog as well!
Moreover: keep your eyes open for our little contest!**

Welcome to the World of Märklin my world!

Getting started with Märklin my world toy trains for children ages 3 and above is quite easy: Get involved in various theme worlds with great trains, large buildings, and a lot of accessories. You can lay track, build stations, set up signals, and perhaps even run trains through a tunnel. Here you are creative, and you learn in a playful way how to use your hands.

The locomotives are driven by batteries or rechargeable batteries, have lights, and play different sounds. Magnet couplers enable you to couple your cars super fast, and you can make up a long train. The wireless Power Control Stick is specially made for your small hands – you use it to control your train, its lights, and all sounds.

The track is made completely of plastic, has no sharp edges, points, or metal parts, and it conducts no electrical current. Despite this, it can be connected to the familiar Märklin C Track, and it allows you to transition easily to Dad's layout.

Educationally valuable - Playing makes us smart!



Creativity



Motor skills



Logical thinking

3+



Light Function

All of the trains are equipped with controllable lights on the front.



Sound Function

All of the trains are equipped with sound functions!



Removable Roof

The roof can be removed on these cars.



H0 Scale /1:87

All of the trains are H0 Gauge (16 mm / 5/8") / 1:87 and therefore also usable on all H0 layouts!



Water spray function

Manually operated water spray.



Rechargeable Battery Operation:

These trains are equipped with a rechargeable battery and a USB charging cable.



Battery Operation

These trains are battery operated.



Magnet Couplers

Magnet couplers designed for children on all of the locomotives and cars.




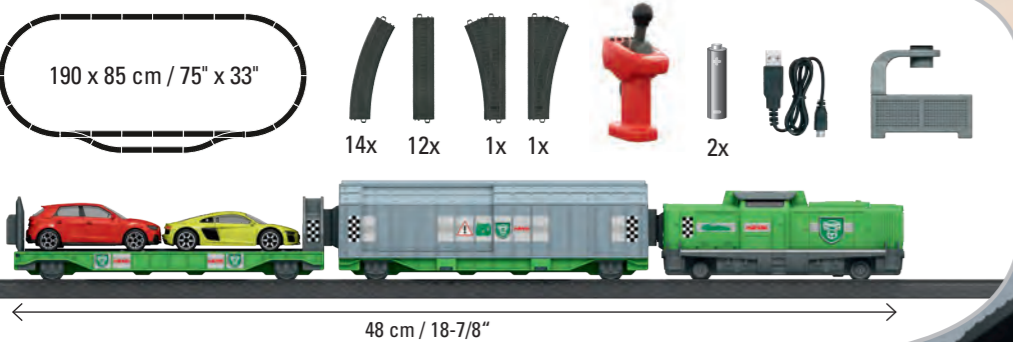
Steaming Smokestack

Steam generator based on water.

29347 „Auto Transport“ Starter Set

- Quick charging of the locomotive with rechargeable battery technology and a USB charging cable.
- Powerful diesel locomotive with different sounds and lights.
- Sliding wall boxcar with a transport box for loading.
- Auto transport car with folding loading ramp.
- Autos and wheels for additional play options.

Ideal expansion with the 44347 add-on package for loading.

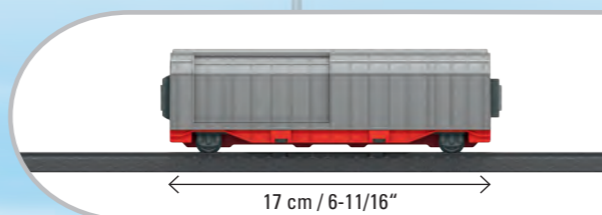


By Rail to the Road

The automobile dealer joyfully expects delivery of the two sports cars. Your freight train with the powerful diesel locomotive safely transports these two classy luxury cars on the special auto transport car by rail. Naturally, you also supply your customers at the same time with important accessories. You bring new tires in the sliding wall boxcar including the open grill transport box.

44145 Sliding Wall Boxcar

- The sliding wall boxcar can be opened.
- There is enough space inside for loading.
- Childproof magnet couplers.
- Car can be used in a variety of ways – ideal for adding to freight trains.



44347 Add-On Package for Loading

- Variety of play options with container and crane.
- Track material designed for easy expansion of all available track patterns in the Märklin my world assortment.
- Custom decoration possibilities for the container by affixing stickers.





More Variety and Play Fun for Logistics Pros

You can even move the heaviest freight effortlessly with the crane car. Simply extend the loading supports and you're ready to go. Thanks to the sheet of stickers included in this package, you can decorate the 40-foot container including the transport car the way you would like to use them. Whether as a command center for your fire department, as an office for your management at the construction site, or simply as a baggage container – there no limits to your imagination.



This add-on package is the ideal expansion for the 29342, 29344, 29346, and 29347 starter sets.

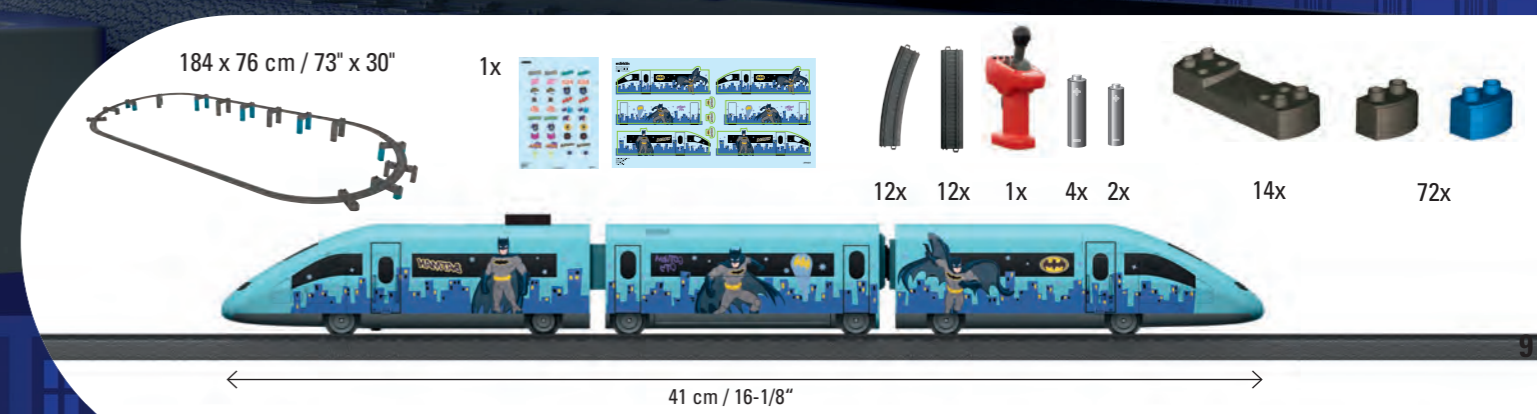


Action and Adventure with the „Batman“ Starter Set!

Help Batman fight DC Super-Villains with this ICE 3 train in the special Batman design. To get to the right spot at the right time, this ICE 3 train races through your playroom. The bad guys should get ready for trouble.

29345 „Batman“ Starter Set

- Exciting train design inspired by Batman and Gotham City.
- Great play fun with the Märklin my world elevated railroad and playing on 2 levels.
- Train includes light and sound functions.
- Operation easy for children thanks to the Märklin Power Control Stick.
- Easy coupling of cars together with magnetic couplers.
- Sturdy plastic track designed for children for quick setup and takedown – even on the floor.



23302 Elevated Railroad Plastic Track Extension Set

- Large extension set 24 sections of track and 6 adapter blocks and 48 blocks for elevated railroad pillars.
- Ideal add-on for the Batman starter set (Item No. 29345).
- Easy setup.

Add the „Batman“ starter set (item number 29345) and the „Building Block Set for Elevated Railroad Grades“ (item number 72221) and you will have an impressive play world that will thrill you.

72218 Building Block Set Elevated Railroad Bridge

- Large bridge set with 37 pieces.
- Optimal add-on for the theme play world „Batman“.
- Easy and fast setup.

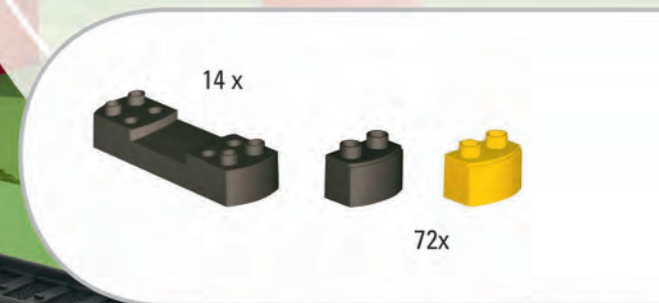

Add the „Batman“ starter set (item number 29345) and the „Elevated Railroad“ plastic track extension set (item number 23302) and you will have an impressive theme play world.

märklin
my world

72221 Building Block Set for Elevated Railroad Grades

- Big building block set with 86 pieces.
- Easy and fast way to build an elevated railroad.
- Ideal add-on for the my world Elevated Railroad products.

So that every Märklin my world starter set becomes an elevated railroad!



Track layout 29345 + 23302

29342 „Harbor Logistics“ Starter Set

- Fast recharging with the rechargeable battery and the USB charging cable.
- Modern electric locomotive with different sounds and lights.
- Containers for loading.
- Auto transport car with a hinged loading ramp.
- Autos for additional play options.



The Powerful Logistics Pro!

The ship is at anchor in the harbor and is waiting for your load. Whether it is autos or containers: Thanks to the powerful „Vectron“ electric locomotive, you transport your freight with the freight train fast punctually to the loading station. The ocean giant has hardly reached its destination, and your freight train is bringing all of the goods for the final destination.



190 x 85 cm / 75" x 33"

14x 12x 1x 1x 2x

55 cm / 21-5/8"

More Track, More Fun!

If you would like to run on more and different routes, you can expand this starter set right away with the 23400 track extension set.

72223 Freight Ship and Harbor Crane

- Freight ship includes many loading options.
- Freight ship will float, such as for playing in the bathtub, plus two small rescue boats for spraying water.
- Harbor station includes a crane as a central play element.
- Truck with a container trailer included.
- Maximum play fun from a plug-together kit made for children and including a variety of play options.
- Harbor station is compatible with the Majorette Creatix road system – providing many additional play options.

The freight ship and harbor station with a crane are the ideal add-on for the 29342 „Harbor Logistics“ starter set.



Out into the Wide World

Quite a bit going on in the harbor. New freight reaches your loading station by the minute. Trucks drive directly into the hold of the freight ship using a ramp. The freight trains are unloaded using the massive crane. It lifts even the heaviest containers from a car and stows them precisely in the ship's hold. Everything on board? Well, cast off the lines!



There's a Lot to Do in the Freight Loading Station!

Put on your work helmet and warning vest because today you are the load foreman in your child's room! Everything goes smoothly with your loading terminal. Whether it's automobiles or overseas containers, everything is quickly loaded and unloaded. The freight train can then leave soon because the ship in the harbor cannot wait!

72211 Freight Loading Station

- Playing on two levels.
- Rotating crane with a hoist and magnet for loading containers.
- Loading ramp with a gate for autos.
- Silo for loading freight.
- Model automobile included.



How do suitcases get into the airplane?

The Jettainers stand ready for loading and your suitcase is safely loaded for the flight. All of the suitcases packed, then off with the Jettainers to the airplane. The ground crew drives the special freight carts up to the loading conveyor. Now the vacation can begin.



44117 Airport Jettainer Car Set

- Two freight cars.
- 8 removable „Jettainers“.
- „Jettainers“ can be opened and loaded.
- 10-part set.



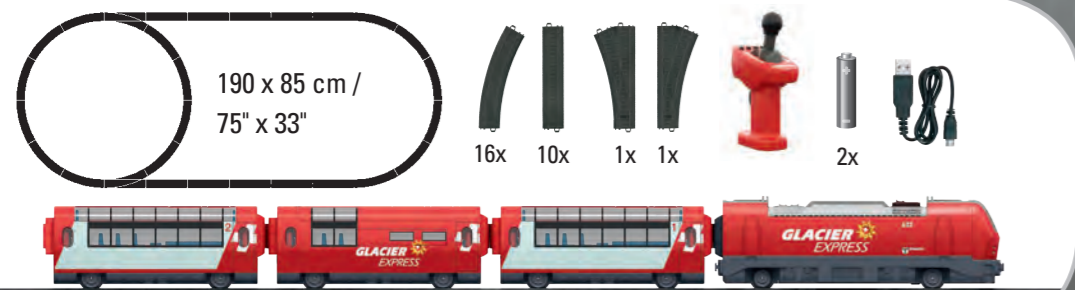
33,6 cm / 13-1/4"

29348 „Glacier Express“ Starter Set

- Quick charging of the locomotive with rechargeable battery technology and a USB charging cable.
- Electric locomotive with typical sounds and lights for the Glacier Express.
- Roofs on all cars can be removed. The cars have interior details.
- Childproof magnet couplers.
- Very realistic train design.



Panorama cars include transparent roofs.



Through the Mountains in the Panorama Train

Your passengers will enjoy the marvelous backdrop of the Swiss Alps through the immense windows of both panorama cars. The fresh mountain air naturally creates an appetite. In the dining car, you will pamper your passengers with specialties typical of this part of Switzerland. While the passengers relax gloriously with the view of mountains and valleys, the Glacier Express overcomes enormous ascending and descending grades seemingly with no effort thanks to the powerful electric locomotive.

Big Construction Site

There's shoveling, sawing, hammering, and something being loaded or loaded everywhere here. Your power shovel runs into position and the construction site train is already pushing around the curve with new cement and sand. The horn on your locomotive sounds and all of the construction workers know what needs to be done.

29346 „Construction Site“ Starter Set

- Operation easy for children to handle thanks to the Märklin Power Control Stick.
- Quick charging of the locomotive with rechargeable battery technology and a USB charging cable.
- Exciting construction site sounds and lights included.
- Working freight cars for loading and unloading.
- Cement mixing car with a rotating container that can be opened, including little balls as a load.
- Construction site vehicle included.
- Train goes with the „Construction Site“ theme world.



Watch the set in action!



More Track, More Fun!

For play fun right from the start, this set has 20 sections of plastic track and a track bumper, a powerful construction site locomotive, a cement mixer, two loadable freight cars, and a power shovel. The set also has a USB charging cable and the necessary batteries in addition to the Märklin Power Control Stick. You can expand this starter set right away with the 23400 track extension set if you want to run your construction site train on more and different routes.



Big Construction Site

As a crane operator, you have a view of everything and see how you must place everything exactly. With the long crane boom and the strong gripping clamps, you can grab everything. There are still heavy wall elements, when it is announced that the construction site train is arriving with new cement and sand to be unloaded.

72222 Construction Site Station

- Complete construction site station as a kit.
- Different options for setup.
- Big construction site crane that can be rotated.
- Construction site walls with windows to be moved.
- Construction site tunnel.
- The construction site train can come in on two levels.
- Entire set in a cool construction site look.
- Many other play functions.
- Construction site vehicle also included.



1x

The big crane has to be here!

Together with the „Construction Site Train“ starter set (29346) and the construction site crane car that can be rotated (44118), the result is an impressive play world that will thrill children.

44122 Container Transport Car

- Freight car with 2 removable containers.
- Individual decoration possibilities for the car by putting on stickers.
- Containers can be loaded magnetically with the freight loading station and the harbor crane.
- Container can be opened and loaded.

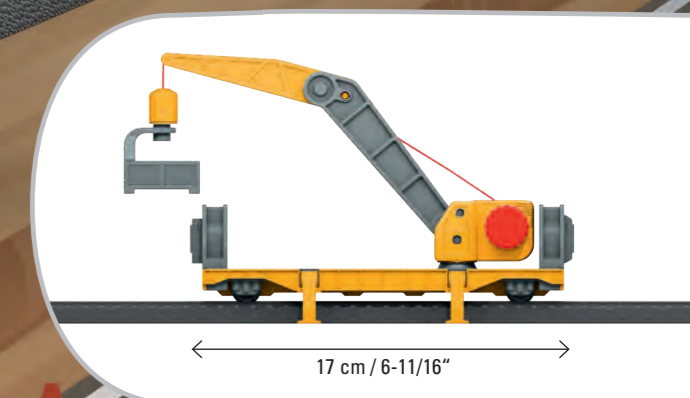


44118 Crane Car

- Crane can be turned and includes hand cranks and a magnet.
- Magnetic load box included for setting down and raising again.
- 4 sturdy load supports for stabilizing operations.
- Crane boom and load supports can be folded in for transport of the crane.



17 cm / 6-11/16"



17 cm / 6-11/16"

By Steam between Meadows and Pastures

Your animals want to go to the pasture, your meadows need to be watered, and there is a lot to do on the farm. As a farm pro, you simply fire up your steam locomotive and transport cows and pigs with the livestock car. The water gets directly to your rolling fields with the tank car. For shorter runs, you take the tractor and enjoy the country idylls.

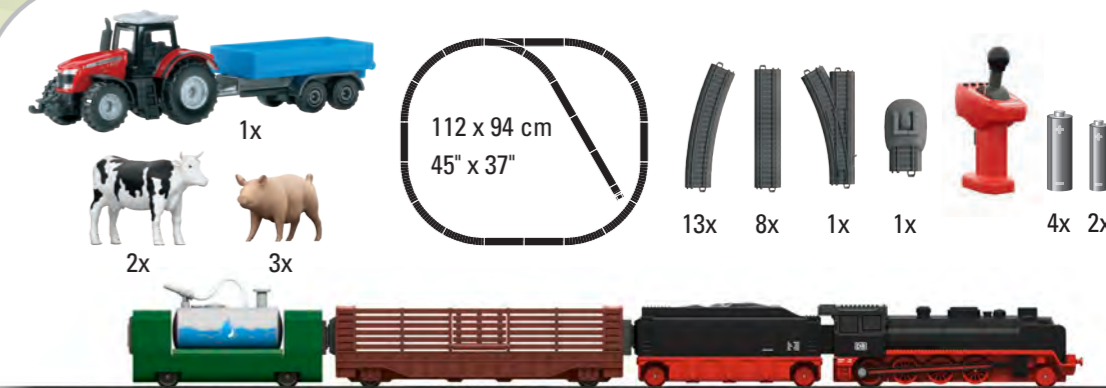
72212 Farm

- Maximum play fun with 4 different ways to set up the farm.
- Creative playing.
- Farm with animal figures, stalls, rolls of hay, and a feed silo for loading freight cars.



29344 „Farm“ Starter Set

- Battery-operated steam locomotive with a tender, a headlight, steam, and sound functions.
- Livestock car with an unloading ramp for the animals included with the set.
- Tank car with a spraying function.
- Cold water steam using a vaporizer - safe and made for children.
- Operation easy for children thanks to the Märklin Power Control Stick.
- Sturdy plastic track designed for children for quick setup and takedown – even on the floor.
- Batteries and accessories for added play value included.




49 cm / 22-7/16"

Welcome to the Fire Station.

Playing will keep on going with this two-story fire station. The fire department train has just rolled in and has to be refilled with water, since the alarm siren is already sounding on the fire station tower. Your fire trucks are racing out of the garage right now. Press the „release button“ and it happens so quickly you can go to the next fire.

72219 Fire Station

- Maximum play enjoyment with a building kit that can be plugged together, that is designed for children and that has all kinds of play options.
- Together with the „Fire Department“ starter set, you will have a versatile world of play that will thrill children.
- Playing on several levels.
- Different variations for connections to the track for Level 0 and Level 1.
- Imaginative playing with many built-in play options on the building.
- Light and sound function.
- Batteries are included.
- Fire Department vehicle included.
- Compatible with the Majorette Creatix road system – thus many additional play options.



One Set – Twice the Fun!

There is intense activity on the rails. The LINT commuter train is picking up your passengers directly at the station platform. At the same time, your freight train is transporting all kinds of freight with its powerful „Vectron“ electric locomotive through the tunnel to the next logistics center. A railroad crossing is of course also there for the safety of traffic on the road. Your trains become real attention getters with the stickers included with the set!



29343 Premium Starter Set with 2 Trains

- Double the fun with extensive accessories for a joint, extended play experience.
- Battery operated trains with light and sound functions.
- Fast charging with rechargeable batteries and a USB charging cable.
- Operating the trains easy as child's play thanks to the Märklin Power Control Stick.
- Containers for loading.
- Large track layout of sturdy plastic track designed for children for quick setup and takedown.



32,6 cm / 12-13/16"



25x 40x 3x 2x 1x

6x 6x

274 x 176 cm / 109" x 70"



58,5 cm / 23"

Still More Fun with the ICE 3

You're ready for a scorching fast trip. You already have your finger on the button of your Märklin Power Control Stick. Before the departure, you assure yourself that all of the passengers have found their seat. Everything ready? OK! Let's go!



29430 „ICE 3“ Starter Set

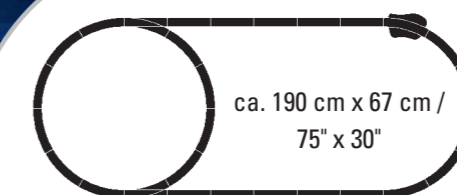
- Different sounds and lights included.
- Childproof magnetic couplers.
- Very realistic train design.
- Rugged and battery-driven.



Sturdy tough plastic track is included in this set for play fun right from the start.



Watch the set in action!



1x



15x

10x

1x

1x



4x

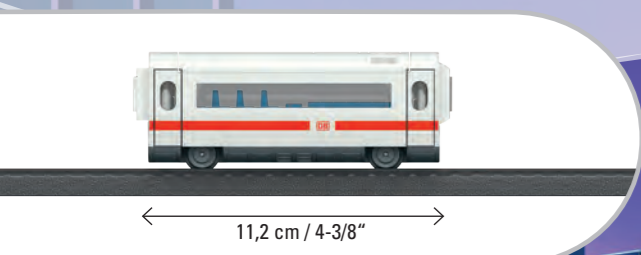
2x



48 cm / 18-7/8"

44123 Add-On Car for the ICE 3

- Car includes a removable roof.
- ICE open seating car includes interior details.
- Childproof magnet couplers.
- Ideal add-on for the ICE 3 starter set.



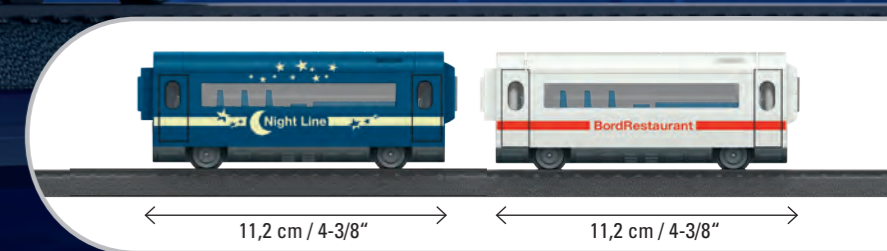
44115 „Night Line“ Sleeping Car

- Removable roof.
- Car includes interior details.
- Childproof magnet couplers.
- Ideal add-on for the ICE 3 starter set.
- Imprinted details on the car light up in the dark.



44114 „Bord Restaurant“ Passenger Car

- Removable roof.
- Car includes interior details.
- Childproof magnet couplers.
- Ideal add-on for the ICE 3 starter set.





29406 „TGV Duplex“ Starter Set

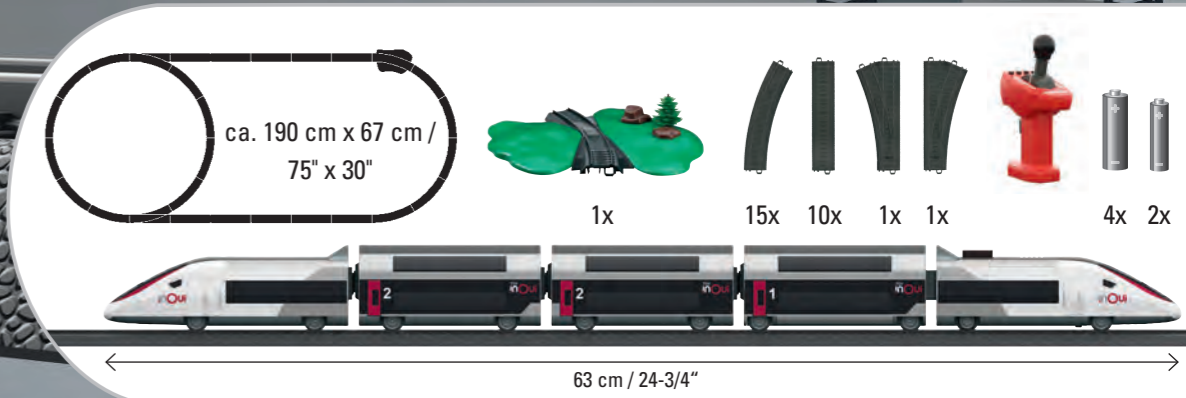
- Different sounds and lights included.
- Childproof magnetic couplers.
- Very realistic train design.
- Rugged and battery-driven.
- Stickers for different train designs.



Oh, là, là - the French double decker


Is intense activity dominant again on your model railroad? You can transport even more passengers through your playroom with the bi-level cars of the French TGV Duplex high-speed train. You'll also bring more variety to the rails: The new color variations and stickers make the TGV Duplex a real eye catcher!

TGV are registered trademarks of the SNCF. SNCF is the owner of the TGV®.
All rights reserved regarding copying and/or reproduction.



Hello Europe!

Your international train fleet is welcoming another family member: the Belgian THALYS high-speed train. This red sprinter links the most remote corners of your playroom with the Belgian capital of Brussels. It's worth it, because here there are the best French fries in the world!



29338 „Thalys“ Starter Set

- Different sounds and lights included.
- Childproof magnetic couplers.
- Very realistic train design.
- Rugged and battery-driven.

The set includes plastic track for a large oval of track with turnouts and a siding for play fun right from the start.



ca. 190 cm x 67 cm / 75" x 30"

1x 15x 10x 1x 1x 4x 2x


63 cm / 24-3/4"

Whether It's Inside or Outdoors!

Whether it's fresh water for the flowers or building material for your sand castle. Here you'll find just the right cars!

44100 Add-On Car Set

Packages and sacks as a load included.



44143 Gondola

Individual decoration possibilities for the car by putting on stickers.




44141 Dump Car

Individual decoration possibilities for the car by putting on stickers.




44104 Stake Car

Magnet couplers make coupling cars child's play.



44142 Tank Car

Tank on the car includes a glitter effect. Individual decoration possibilities for the car by putting on stickers.



44107 Adapter Car

Adapter car for all of the other Märklin H0 model railroad locomotives and cars.



72213 Station Platform with Light

- Kit consisting of a few snap-together parts – ideal for children ages 3 and up.
- The light function on the station platform provides maximum play fun.
- Batteries included.



2x

72202 Tunnel

- Ideal add-on for all starter sets.
- Sturdy setup easy for children.
- Tunnel consisting of 2 plug-together parts.



72201 Battery-Operated Signal

- Changing color light signal by pressing a button or automatically after 7 seconds.
- Batteries included.

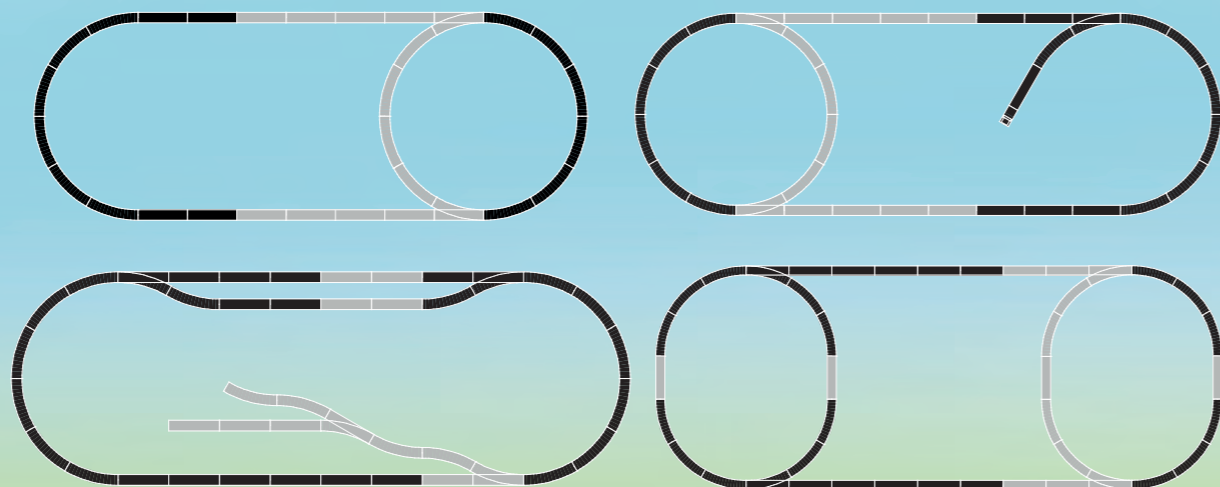
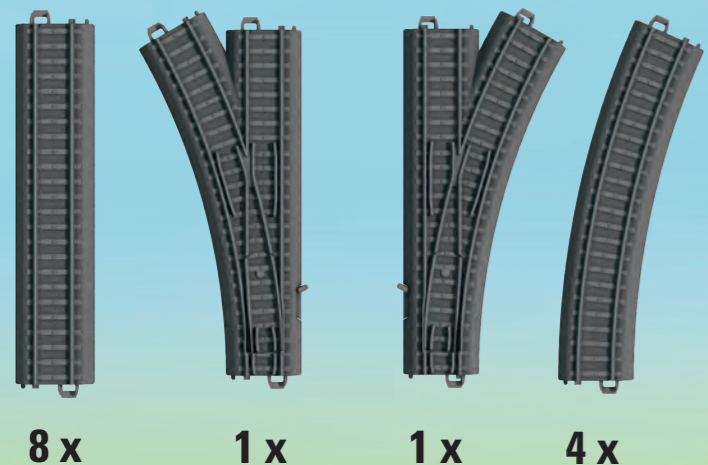


2x



23400 Plastic Track Extension Set

Contents: 8 sections of straight track, 4 sections of curved track, 1 left turnout, and 1 right turnout, all made of sturdy, childproof plastic. Instructions are included with different possible ways of setting up the track.



Expansion Possibilities:

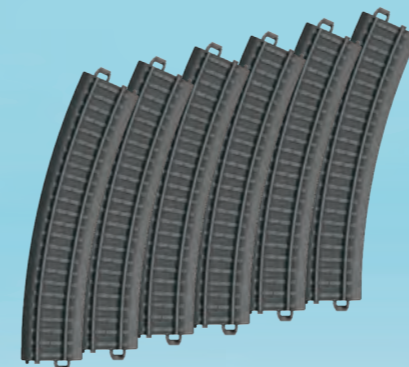
Black: tracks from the extension set
Gray: tracks already available

Here you can find the explanation video:



23130 Curved Plastic Track

Contents: 6 pieces, R1 = 360 mm / 14-3/16" / 30°.




23978 Plastic Track Bumper

Contents: 3 pieces, 90 mm / 3-1/2".



23180 Straight Plastic Track

Contents: 6 pieces, 180 mm / 7-3/16".




23303 2 Plastic Track Crossing

This is a set consisting of two track crossings that add many setup possibilities to the my world track assortment. The my world track sections are made of sturdy plastic just right for children.



23401 Plastic Track Turnout Set

Contents: 1 left turnout and 1 right turnout, as well as 2 sections of curved track to go with them (turnout curves), all made of sturdy, childproof plastic.



72240 Rerailer

A fun rerailer with scenery elements for smooth integration into the world of railroading.



MÄRKLIN START UP OFFERS YOU...

... this and much more!



power FEATURES

märklin
START UP

THE FIRST STEP IS EASY:

Märklin **START UP** model trains for children ages 6 and older are the right thing, if you have outgrown the "Battery Age". You're ready to go with your own electric model railroad! Prototypical locomotives, lights, sounds, countless cars, and never-ending possibilities for expansion with the Märklin C Track – just like the advanced modelers, but here everything is yours. You can choose your favorite train from a whole lot of great themes.

Think about your own rail lines, recreate real freight and passenger trains, electrify your turnouts, and run races. Up to 4 locomotives can be controlled at the same time with the wireless, black Power Control Stick. If you would like, you can automate your rail line with signals.


You will become familiar with the importance of geometry, electronics, and technology in a playful way, and you will have a lot of fun doing it. **That is a promise!**



Batman's Rolling Basis



50 cm



1



DC BATMAN and all related characters and elements © & TM DC, WB SHIELD © & TM WBEI (s23)



DC WONDER WOMAN and all related characters and elements © & TM DC, WB SHIELD © & TM WBEI (s23)

2



Exemplary presentation.



DC THE FLASH and all related characters and elements © & TM DC, WB SHIELD © & TM WBEI (s23)

Exemplary presentation.

3



DC GREEN LANTERN and all related characters and elements © & TM DC, WB SHIELD © & TM WBEI (s23)

Exemplary presentation.

4



märklin START UP

1 29828 „Batman“ Starter Set

- Train in a unique and exciting Batman design.
- Rugged train – ideally designed for children ages 6 and above.
- Batman and The Joker figures included for active playing.
- The jail container can be removed and opened.
- Ergonomic Power Control Stick for controlling up to 4 locomotives as well as 5 functions.
- Freedom of movement around the layout thanks to the wireless infrared controller.
- Easy-to-set-up C Track layout.

2 44828 Wonder Woman Refrigerator Car

- Car in a unique design for the DC Super Hero Wonder Woman.
- Wonder Woman play figure included.

3 44829 The Flash Container Car

- Car in a unique design for the DC Super Hero The Flash.
- Individual details of the design glow in the dark.
- The Flash play figure included.

4 44830 Green Lantern Boxcar

- Car in a unique design for the DC Super Hero Green Lantern.
- Lighted car lantern.
- Green Lantern play figure included.

All of the information about the Märklin Power Control Stick can be found on page 64.



DC **WB** All DC characters and elements © & ™ DC Comics. WB SHIELD: © & ™ WBEI. (s23)



36656 Class 285 DC Super Heroes Diesel Locomotive

Class 285 diesel locomotive from the TRAXX type program.

Model: The model is a class 285 diesel locomotive in a great design with different DC Super Heroes. The locomotive is constructed of metal with many built-in details. It can be controlled in digital operation and includes light and sound functions. The triple headlights change over with the direction of travel and will work in conventional operation. Warm white LEDs are used for lighting. Two sound functions independent of the locomotive's speed are included to go with the super hero characters. The locomotive has a digital decoder. One powered axle has traction tires for optimal pulling power. Length over the buffers 22 cm / 8-5/8".

Highlights:

- Diesel locomotive in a unique design with different DC Super Heroes.
- Locomotive constructed of metal, can be controlled digitally, and includes light and sound functions.
- Warm white LEDs for lighting.



44825 Superman Boxcar

Model: This is a freight car in a great design for the DC Super Hero Superman. A lighted car lantern and a pickup shoe for current pickup are included. The car has RELEX couplers for fast and easy coupling. Car length 12 cm / 4-3/4". A Superman toy figure made of metal is included. Size of the toy figure 4 cm / 1-9/16".

Highlights:

- Car in a unique design for the DC Super Hero Superman.
- Lighted car lantern.
- Toy figure of Superman included.

Exemplary presentation.



DC **S** **WB** SUPERMAN and all related characters and elements © & ™ DC, WB SHIELD: © & ™ WBEI. (s23)



44826 Batman Freight Car

Model: This is a freight car in a great design for the DC Super Hero Batman. A car insert is included in a Batman design with a glowing Bat emblem. The car has RELEX couplers for fast and easy coupling. Car length 12 cm / 4-3/4". A Batman toy figure made of metal is included. Size of the toy figure 4 cm / 1-9/16".

Highlights:

- Car in a unique design for the DC Super Hero Batman.
- Glowing Bat emblem.
- Toy figure of Batman included.

Exemplary presentation.

DC **B** **WB** BATMAN and all related characters and elements © & ™ DC, WB SHIELD: © & ™ WBEI. (s23)



märklin
START UP



44827 Aquaman Tank Car

Model: This is a tank car in a great design for the DC Super Hero Aquaman. The tank is in an ocean blue with a glitter effect, goes with the underwater ocean world of Aquaman. The car has RELEX couplers for fast and easy coupling. Car length 12 cm / 4-3/4". An Aquaman toy figure made of metal is included. Size of the toy figure 4 cm / 1-9/16". DC wheelset E700580 available separately.

Highlights:

- Car in a unique design for the DC Super Hero Aquaman.
- Tank in an ocean blue with a glitter effect.
- Toy figure of Aquaman included.

Exemplary presentation.

DC **A** **WB** AQUAMAN and all related characters and elements © & ™ DC, WB SHIELD: © & ™ WBEI. (s23)



THEME WORLD OF AUTO TRANSPORT CARS



ALL IN ONE SET



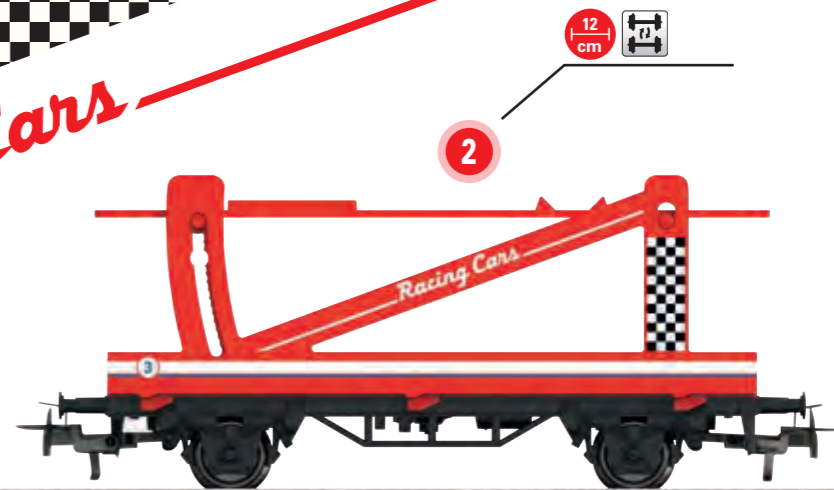
power FEATURES



44952

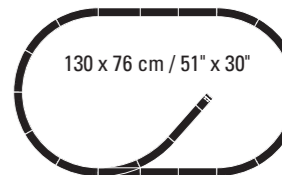
29952

Racing Cars



märklin
START UP

- 29952 Auto Transport Train Starter Set**
 - Locomotive in a racing paint scheme with lights.
 - The Porsche models can drive on the ramp included with the set onto the two auto transport cars.
 - All in One Set – locomotive, freight cars included.



- 44952 Auto Transport Car**
 - The upper platform can be lowered at one end. You can thus transport 2 of your model autos on this car.

See the set in action:



All of the information about the Märklin Power Control Stick can be found on page 64.

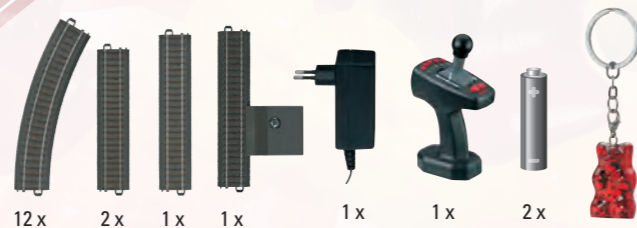
51

HARIBO

(Gold) Strong as a Bear Trio

Not just for Gold Bears! You can transport all of the tasty treats of this world famous Bonn candy producer from Bonn to any location on your model railroad with this three-part freight train with a steam locomotive, dump car, and freight car in the colorful Haribo design.

34 cm N

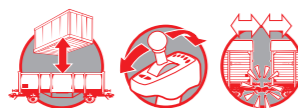


1



HARIBO TM & © 2023.
HARIBO Holding GmbH & Co. KG.
All rights reserved.

power FEATURES

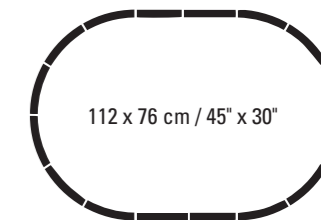


märklin

START UP

1 29132 „HARIBO“ Starter Set

- Rugged train – ideal for children aged 6 and above.
- Ergonomic Power Control Stick for control of up to 4 locomotives as well as 5 functions.
- Freedom of movement around the layout because of the wireless infrared controller.
- C Track layout easy to set up.

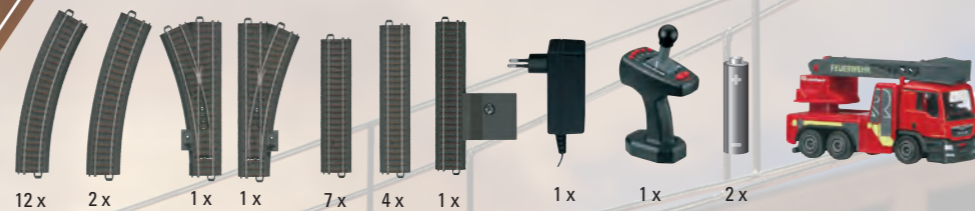


2 44251 „HARIBO“ Refrigerator Car

- Unique car design.
- The end platforms are made of metal.



FIRE DEPARTMENT



1



power FEATURES



44752

29722



2

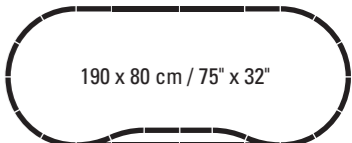


märklin

START UP

1 29722 „Fire Department“ Starter Set

- Rugged train – ideal for children aged 6 and above.
- Rugged locomotive with an mfx digital decoder and triple headlights.
- A variety of play possibilities all around the theme of the fire department.
- Ergonomic Power Control Stick for control of up to 4 locomotives as well as 5 functions.
- Freedom of movement around the layout with the wireless infrared controller.
- The C Track layout is easy to set up.
- Fire department vehicle included as a load.



2 44752 Fire Department Recovery Crane Car Set

- Typical fire department sounds can be heard from the freight car.
- The crane can be turned, the boom can be raised and lowered, and you can wind and unwind the cable. The best add-on for the starter set!

All of the information about the Märklin Power Control Stick can be found on page 64.


CONSTRUCTION SITE

The „Allrounder“ for Every Construction Site

Regardless of which construction project is going on your model railroad: The construction site train brings the necessary tools. You transport the brawny Volvo wheel loader on the low side car for doing large excavations effortlessly. You simply load the excavated sand in the gondola. You take warning signs and barriers on the stake car for protecting your construction site. This consist is pulled by the powerful DHG 300B diesel locomotive with headlights.



45 cm N



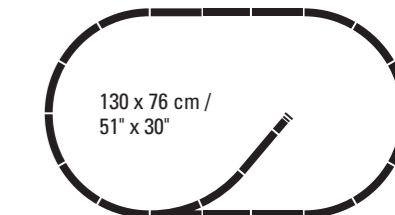
12 x 1 x 1 x 1 x 4 x 1 x 1 x 1 x 1 x 2 x

1

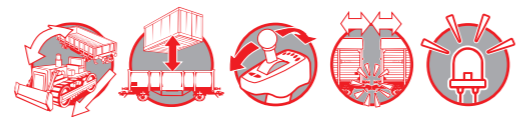
märklin

START UP

- 1** 29188 „Construction Site“ Starter Set
- Rugged locomotive with an mfx digital decoder and triple headlights.
 - Ergonomic Power Control Stick for control of up to 4 locomotives as well as 5 functions.
 - Freedom of movement around the layout because of the wireless infrared controller.
 - C Track layout easy to set up.
 - Barriers, signs, and wheel loader for playing and loading included.



power FEATURES



4471

4671

29188

CONTAINER LOGISTICS

You deliver everything from gym shoes to toys – container ships sail across the sea around the whole world. In the harbor, you take the containers with your overhead crane: Larger than a house and with mighty power, this giant grabs the heavy containers and places them directly on the cars of your container train.

ALL IN ONE SET



märklin

START UP

1 29453 „Container Train“ Starter Set

- A switch engine with a blinking light and sound pulls the 3 container flat cars.
- All of the containers can be removed, opened, and loaded.
- All in one set: locomotive, cars, track are included.

190 x 76 cm / 75" x 30"

2 44700 Container Car

- The containers on this car can be removed, opened, and loaded.

3 72453 Container Set

- Containers can be opened for loading.
- Ideal add-on for the play world of container logistics.

4 72452 Container Terminal

- Working gantry crane for loading containers.

spiel gut®
vom arbeitsausschuss
kinderspiel + spielzeug
ausgezeichnet
recommended



spiel gut®
vom arbeitsausschuss
kinderspiel + spielzeug
ausgezeichnet
recommended

power FEATURES



44700

29453



All of the information about the Märklin Power Control Stick can be found on page 64.

59

STARTER SET

ALL IN ONE SET



1



power FEATURES



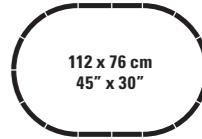
29133

TRAIN SET

INTERCITY EXPRESS



2



1 29133 „My Start with Märklin“ Digital Starter Set

- The hopper on the car can be tipped in both directions.
- All in One Set: Locomotive, cars, track are included.
- The small oval of track can be expanded to your heart's content with the C Track extension sets.

2 36712 ICE 2 High-Speed Train

- Sound: horn and station announcement.
- The most famous high-speed train with lights, horn, and station announcement. Is your layout big enough? This train is over 1 meter / 39 inches long!

HALLOWEEN



GLOW IN THE DARK

Glow in the dark!

märklin
START UP

- 1 36872 Halloween Steam Locomotive**
- Spooky glowing Halloween model.
 - The imprinting glows in the dark.
 - Frighten your friends!

- 2 48620 Halloween Passenger Car**
- Spooky glowing Halloween model.
 - The imprinting and the windows glow in the dark.

- 3 44232 Halloween Car**
- Spooky glowing Halloween model.
 - The imprinting glows in the dark.

- 4 44234 Glow in the Dark Ghost Car**
- Glow in the Dark – imprinting and ghost glow in the dark.
 - Battery powered sound module with ghostly howling.
 - Built-in recording function for your own sound function.
 - Car can be loaded and unloaded.



power FEATURES



44234

44232

48620

36872

MÄRKLIN POWER CONTROL STICK

THE WHOLE WORLD OF RAILROADING IN YOUR HAND.

A rugged remote controller like a joystick, completely wireless: The Märklin Power Control Stick ideally lies in your hand. How fast it goes forwards or backwards, you decide with the lever – just like the prototype.

Whether it is speed, direction, lights, or sounds – you decide what happens. The Power Control Stick controls up to four trains. Everything thus remains manageable, even if sometimes there is more traffic underway.

Functions

The Märklin Power Control Stick can activate 5 digital functions.



We show you how to operate the Märklin Power Control Stick in this how-to video!



Märklin Power Control Stick


Playing made easy:

- More reliable, firmer grip and easy function operation.
- Freedom of movement thanks to infrared technology.
- Controls up to 4 trains at the same time.
- Looks like the prototype.

STEAM LOCOMOTIVES

In the Wild West, they were on tour in the past just like in the Erzgebirge Region in Germany:

Steam locomotives still have something magical about them. It is no wonder that apprentice wizards went to school with them. Real steam locomotives feed eagerly on coal to bring their boilers up to pressure. However, the latest electronics are hidden inside Märklin locomotives.



märklin
START UP

- 1 30000 Class 89.0 Tank Locomotive**
 - The Märklin classic for many years! Small and powerful, all axles driven from the motor.
- 2 36321 Tank Locomotive**
 - Especially powerful because all 4 axles are powered from the motor.
- 3 36740 Class 74 Tank Locomotive**
 - A locomotive with many prototypical elements and headlights.

Discover all additional information here!


www.maerklin.de



DIESEL LOCOMOTIVES



ELECTRIC LOCOMOTIVE



1 36700 DHG 700 Diesel Locomotive
 This diesel hydraulic locomotive was used in heavy factory service and it shows its proverbial power just with its angled superstructure.

2 36501 DHG 500 Diesel Locomotive
 A diesel hydraulic locomotive that was used chiefly for heavy factory service and a great locomotive with a guarantee for playing and fun. This wedge-shaped switch engine invites you to play and keep busy.

3 36218 Class 216 Diesel Locomotive
 A Locomotive That Can Really Work! The class 216 is or was a real jack-of-all-trades. It could pull heavy freight trains loaded with coal or steel in the Ruhr area, as well as work as motive power for regular limited stop fast trains on non-electrified routes. The class 216 locomotives were also a guarantee for punctuality in commuter service or express train service and in freight service.

4 36509 Electric Locomotive
 Small, green, and powerful, the new „Henschel 290“ takes up its duties on your rail lines. Raise the pantograph and turn the locomotive headlights on. Now it is ready for its first train test. Couple up your freight cars or your passenger train, the „Henschel 290“ quickly gets running and doesn't get tired.

PASSENGER CARS


Discover all additional information here!

www.maerklin.de



märklin

START UP



- 1 4038 Baggage Car**

 - Classic paint scheme in fir green.
 - Relax couplers for fast and easy coupling and uncoupling.
- 2 4039 Passenger Car**

 - Classic paint scheme in fir green.
 - Relax couplers for fast and easy coupling and uncoupling.
- 3 4107 Passenger Car**

 - Classic paint scheme in red/beige.
 - Relax couplers for fast and easy coupling and uncoupling.
- 4 4108 Baggage Car**

 - Classic paint scheme in red/beige.
 - Relax couplers for fast and easy coupling and uncoupling.
- 5 40500 Intercity Express Train Passenger Car, 1st Class**

 - Modern fast passenger train.
 - Interior lighting can be installed in the car.
- 6 40501 Intercity Express Train Passenger Car, 2nd Class**

 - Modern fast passenger train.
 - Interior lighting can be installed in the car.
- 7 40502 Intercity Bistro Car, 1st Class**

 - Interior lighting can be installed.
 - Adjustable buffers.
- 8 40503 Intercity Express Train Cab Control Car, 2nd Class**

 - Cab control car in the white/red paint scheme of the DB AG with end cowl and a detailed buffer beam.

FREIGHT CARS

The longer the trains, the shorter the traffic jams:

With freight trains, you get deliveries from the road to the track and thus provide relief to the freeways. Your freight cars from Märklin Start up transport sand and coal as easily as oil, logs, or autos. Would you like to refrigerate food products? Just assemble your own wish train.

12 cm

1



12 cm

2



12 cm

4

Removable coal load



12 cm

5



16 cm

6



12 cm

Hopper can be tipped to both sides

7



16 cm

8



12 cm

3



4431

4413

4430

4423

44600

4459

44404

4473

36509

1 44404 AVIA Petroleum Oil Tank Car

2 4430 Gondola

3 4459 Stake Car

4 4431 Gondola

5 4423 Low Side Car


6 4473 Low Side Car

7 4413 Dump Car

8 44600 Type Taems 890 Car with a Hinged Roof


All the freight cars on these two pages come with Relox couplers for fast and easy coupling!

FREIGHT CARS



1

12 cm



3

16 cm



2

12 cm



4

12 cm

5

8 cm



44734

4411

4410

4471

4671

36700

märklin START UP

1 4410 Boxcar
The jack-of-all-trades for safe and dry arrival of freight is the type Gs 210 boxcar.

2 4411 Boxcar
The jack-of-all-trades with a marker light for your freight train.

3 44734 Building Block Car
A car floor with building block pegs for custom building fun.
A great add-on for playing and for the car.
Rugged and practical – the Märklin building block car can be coupled and uncoupled easily.
Ideal for playing, building, and trying things out.

4 4471 Low Side Car
The crane tender car to go with the 4671 crane car.

5 4671 Crane Car
A rotary Ardelt rescue crane with a movable crane boom, as a railroad maintenance car.

All the freight cars on these two pages come with Relex couplers for fast and easy coupling!

KEEP COOL!




2



3



1



5



Unique car design.

Left side

Right side



4



Unique car design.

Right side



4415

44215

44218

44219

44217

36501

märklin

START UP

- 1 **44217 Refrigerator Car „Müller Milchreis“**
 - Special design with „kleinen Hunger“ („kind of hungry“).
- 2 **44215 Refrigerator Car „Nimm 2“**
 - Refrigerator car painted and lettered for „Nimm 2“ („take 2“) of August Storck KG.
- 3 **4415 Refrigerator Car**
 - A Märklin classic for many years. By the way, this car can also be painted with your marker pens the way you want!
- 4 **44218 Refrigerator Car „Ritter Sport“**
 - Privately owned car painted and lettered for „Ritter Sport“ of Alfred Ritter, Inc. in Waldenbuch, Germany.
- 5 **44219 Refrigerator Car „PEZ“**
 - Privately owned car design for PEZ International, Inc. in Traun (Austria).



All the freight cars on these two pages come with Relex couplers for fast and easy coupling!

C TRACK SYSTEM

C Track

Märklin C Track combine ruggedness, electrically reliable connections, and prototypical looks in an ideal way. The C Track system can be expanded as you like and with special adapter tracks, it can even be combined with old track systems. The plug-together connections allow you to set up and take down the track again in a jiffy.

These features make C Track the ideal track for you, for beginners, and for demanding advanced model railroaders. You will never need another track!

This makes C Track so unique:

- Prototypical looks with ballast, ties, and metal rails.
- Electrical operating reliability thanks to the proven center conductor.
- Extremely sturdy click connection for fast setup and takedown.
- Rugged material, which even allows the track to be laid on the floor.
- A lot of room in the track for concealed installation of wires, mechanisms, etc.
- Can be expanded at any time with decoders, mechanisms, and other function tracks.
- Current can be fed at any section of track.
- All Märklin H0 models will work on C Track.
- The well thought out geometry needs only a few track sections for beautiful rail lines.

There are special adapter tracks at your specialty dealer for combining C Track with the old M Track from Grandpa or the classic K Track.


The Track for Building and Playing



The Plug-In Connection with the "Click"

Set Up with Simple Hand Movements

Sturdy and Long-Lasting



01 The Märklin H0 System

Märklin's track systems can be combined with each other at any time thanks to adapter tracks. The functionally reliable center conductor operation and a common ground in both running rails has always been kept and it enables great rail lines without the effort of complicated circuits (such as for reverse loop and wye tracks).

02 Perfect Connections

The mechanical and electrical connection of two sections of C Track is invisible from outside. The rail line thereby works as if it were continuous, just like the real life prototype. Special rail joiners are not needed.


03 Invisible Strengths

Thanks to this sturdy click connection on the underside of the track, the geometry of the rail line can be maintained with precision, without having to screw down the track. This means it can be set up and taken down again at any time. Everywhere!

04 Multi-Purpose Space

The roadbed (underside of the track) offers a lot of space for installation of electric turnout mechanisms or decoders, for laying wire, and much more. All of this is totally invisible from outside.


C TRACKS



20188 Straight C Track
 ➤ 188.3 mm / 7-13/32".
 Content: 4 pieces.



20172 Straight C Track
 ➤ 171.7 mm / 6-3/4".
 Content: 4 pieces.




20099 Straight Track Set
 ➤ Track set consisting of 4 no. 24094 straight tracks (each 94.2 mm / 3-11/16" long) and 2 no. 24077 straight tracks (each 77.5 mm / 3-1/16" long).



20360 Straight C Track
 ➤ 360 mm / 14-3/16".
 Content: 2 pieces.



20977 C Track Bumper
 ➤ 82.5 mm / 3-4/16".
 Content: 1 piece.



20299 Curved Track Set
 ➤ Track set consisting of 4 no. 24224 curved track (turnout branch) and 2 no. 24206 curved track to complement the turnouts.



20224 Curved C Track
 ➤ R2 = 437.5 mm / 17-1/4" / 24.3° (turnout branch). Content: 1 piece.



20130 Curved C Track (R1)
 ➤ R1 = 360 mm / 14-3/16" / 30°. Content: 3 pieces.



20330 Curved C Track (R3)
 ➤ R3 = 515 mm / 20-1/4" / 30°. Content: 3 pieces.




20230 Curved C Track (R2)
 ➤ R2 = 437.5 mm / 17-1/4" / 30°. Content: 3 pieces.



20611 Left Turnout
 ➤ 1 left turnout with a manual hand lever.
 ➤ 188.3 mm / 7-13/32" / R2 = 437.5 mm / 17-1/4" / 24.3°.
 ➤ Can be retrofitted with the 74492 electric turnout mechanism.




20671 Left Curved Turnout
 ➤ 1 left curved turnout with a manual hand lever.
 ➤ Inner curve: R1 = 360 mm / 14-3/16" / 30°.
 ➤ Outer curve: 30° with the parallel curve spacing of 77.5 mm / 3-1/16".
 ➤ Can be retrofitted with the 74492 electric turnout mechanism.



20612 Right Turnout
 ➤ 1 right turnout with a manual hand lever.
 ➤ 188.3 mm / 7-13/32" / R2 = 437.5 mm / 17-1/4" / 24.3°.
 ➤ Can be retrofitted with the 74492 electric turnout mechanism.



20672 Right Curved Turnout
 ➤ 1 right curved turnout with a manual hand lever.
 ➤ Inner curve: R1 = 360 mm / 14-3/16" / 30°.
 ➤ Outer curve: 30° with the parallel curve spacing of 77.5 mm / 3-1/16".
 ➤ Can be retrofitted with the 74492 electric turnout mechanism.



20997 Uncoupler Track
 ➤ 94.2 mm / 3-11/16".
 ➤ Content: 1 piece.
 ➤ This is an uncoupler track for manual and electric uncoupling. The electric operation can be done only with the 72752 control box and the cable included with this track.

märklin START UP

1 71053 Extension Wire (3-conductor)
 ➤ For connections between the 74492 turnout mechanism and the 72752 control box.
 ➤ Length 1.80 m / 71".

2 72752 Turnout Control Box

3 74492 Electric Turnout Mechanism
 ➤ This is a kit for converting C Track turnouts. It has a double solenoid mechanism with end shut-off contacts. It can be operated from a 72752 turnout control box with a feedback function or from a turnout installation Decoder1. This electric mechanism can be installed and connected on turnouts very easily without special tools. The mechanism sits hidden in the roadbed; below-baseboard mounting is not required. It is encapsulated against dirt and is protected against overloads with the end shut-off contacts. The mechanism can be controlled from the 72752 turnout control box. The hand lever can be left on the turnout for manual control.



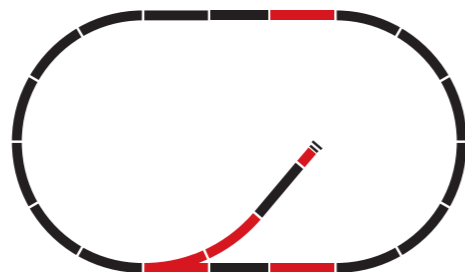
TRACK EXTENSION SETS



24900 C Track C1 Extension Set

- Contents: 2 no. 24172 straight track
1 no. 24224 curved track
1 no. 24611 left turnout
1 no. 24977 track bumper
Instructions.


For adding a storage siding to the C Track starter sets.



24902 C Track C2 Extension Set

- Contents: 3 no. 24188 straight track
5 no. 24172 straight track
2 no. 24224 curved track
1 no. 24611 turnout
1 no. 24612 turnout and instructions.

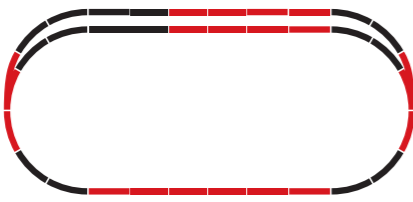
For expanding the small C Track starter set to include a passing siding.



24903 C Track C3 Extension Set


- Contents: 7 no. 24188 straight track
7 no. 24172 straight track
2 no. 24130 curved track
1 no. 24671 curved turnout
1 no. 24672 curved turnout and instructions.

For expanding the C Track starter sets to include a passing siding with curved turnouts.



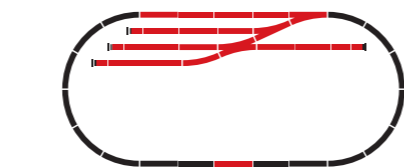
24904 C Track C4 Extension Set

- Contents: 4 no. 24188 straight track
4 no. 24172 straight track
2 no. 24077 straight track
2 no. 24130 curved track
6 no. 24230 curved track
1 no. 24671 curved turnout
1 no. 24672 curved turnout and instructions.



24905 C Track C5 Extension Set

- Contents: 7 no. 24188 straight track
7 no. 24172 straight track
2 no. 24094 straight track
1 no. 24224 curved track
1 no. 24611 turnout
1 no. 24612 turnout
1 double slip switch
4 no. 24977 track ends with track bumpers and instructions.



For expanding the C Track starter sets to include storage sidings and a yard lead.


ACCESSORIES

THANKS TO THE RAMP ONTO THE TRACK RIGHT AWAY.

märklin
START UP

- 7224 Rerailer Ramp**
Helps you put any car on the track quickly and safely.

- 74924 Fully Automatic Railroad Grade Crossing**
The railroad grade crossing is completely assembled and includes 2 contact tracks.
You only have to plug in your track and you're ready to go.



märklin

START UP

- 1 **71054 Extension Wire (4-conductor)**
 - Cable connection for connections between turnout control boxes or signal control boxes.
 - Length: 1.80 meters / 71".
- 2 **72751 Signal Control Box**
 - For switching up to 4 signals from the Start up assortment.
- 3 **74391 Color Light Block Signal**
 - Used as a home signal or as a block signal on a rail line.
 - Height without base approximately 8 cm / 3-1/8".
- 4 **74380 Color Light Distant Signal**
 - Distant signal for use before the 74391 home signal.
 - Height without base approximately 6 cm / 2-3/8".
- 5 **74371 Color Light Track Block / Yard Signall**
 - Block signal / yard signal for use in the switching and station area.
 - Height without base approximately 1 cm / 3/8".

The 72751 control box is required to control the signals.

Discover all additional information here!

www.maerklin.com



3D PUZZLE FUN

44 2h

Product dimensions:
10.3 cm x 15.6 cm x 23.4 cm /
4-1/16" x 6-1/8" x 9-3/16".



märklin

START UP

- 1 **72781 „Restaurant“ 3D Building Puzzle**



Erkunde mit mir die Welt auf 6 x 28 spannenden Seiten clubmagazin!



FÜR 6-12 JAHRE

märklin
START UP CLUB

JETZT ONLINE REGISTRIEREN



www.maerklinfanclub.de/anmelden

6 CLUBMAGAZINE
IM JAHR MIT COOLEN BERICHTEN, PRODUKTVORSTELLUNGEN, BAUANLEITUNGEN, GEWINNSPIELEN...



CLUBWEBSITE
MIT MITGLIEDERBEREICH...



CLUBKARTE
FÜR VIELE RABATTE...



jetzt zum **funletter** anmelden

www.maerklinfanclub.de/myworld



MALEN BASTELN RATEN
und mehr!



kostenlos!

Jederzeit kündbar!



Want more model railroading?

Then come on in the Märklin Insider Club!

For everyone, who wants to explore the fascinating world of model trains together.



Your Advantages:

- The Märklin Magazin 6 times a year
- The Insider Club News 6 times a year
- Exclusive Club models
- Free annual Club car
- Annual Chronicle
- Free Märklin full-line catalog
- Timely information
- Club card
- Discounts on seminars
- Free shipping within Germany in the Online Shop.
- Club trips**
- Small welcoming gift
- Birthday coupon

In addition, Club members receive discounts on the entry price for many fair events.

The annual membership costs 89.95 Euros, 109.95 Swiss Francs, US \$ 109.00, (as of 2023), includes annual car, annual chronicle, annual subscription Märklin Magazin, catalog, Club News, etc.

Märklin Insider-Club
Postfach 9 60
73009 Göppingen
Deutschland
Telefon +49 (0) 7161/608-213
Fax +49 (0) 7161/608-308
E-Mail club@maerklin.com
Internet www.maerklin.com



Become a Club member and benefit.
www.maerklin.de/clubs

30 JAHRE | YEARS

märklin INSIDER CLUB



THE NEXT STEP

märklin




Climb aboard the world of the pros

Discover the assortment for advanced modellers on the next few pages. It has all of the details and functions, the hissing and steaming locomotives, or the electric locomotive with a pantograph going up as if by magic.



Digital professional models to get started




37689 Class 260 Diesel Locomotive

Prototype: German Federal Railroad (DB) class 260 diesel switch engine. Crimson basic paint scheme. Diesel-hydraulic drive with a jackshaft. Road number 260 319-9. The locomotive looks as it did starting in 1972.



37449 Class 146.5 Electric Locomotive

Prototype: German Railroad, Inc. (DB AG) class 146.5 electric locomotive for long-distance service. Dual system locomotive from the TRAXX type program (P 160 AC2). Light gray long-distance paint scheme with traffic red decorative striping, in the current IC design. Locomotive for the train route: IC 2045 from Cologne to Dresden Main Station. Locomotive road number 146 572-3. The locomotive looks as it did around 2020.



37108 Class 110.1 Electric Locomotive

Prototype: German Federal Railroad (DB) class 110.1 electric locomotive. Includes five lamps (double lamps below). Double forced air vents with vertical fins and rounded engine room windows. Includes a continuous rain gutter. Cobalt blue / black basic paint scheme. Road number 110 263-1. The locomotive looks as it did around 1973.



36244 Class 24 Steam Locomotive with a Tender

Prototype: German Federal Railroad (DB) class 24 steam passenger locomotive with a tender. Standard design locomotive with Wagner smoke deflectors. Locomotive road number 24 044. The locomotive looks as it did around 1957.



29074 „Era III Freight Train“ Digital Starter Set

Prototype: German Federal Railroad (DB) class 74 tank locomotive, type Om 12 gondola, type Gr 20 boxcar, and type Rlms 56 stake car.



All in one set!

LGB - The Garden Railway



70503 Construction Site Train Starter Set

This starter set contains a construction site train consisting of a tank locomotive, a low side car, and a dump car. The locomotive has a powerful motor and a lighted headlight. The stickers included with this set can be used to decorate the locomotive and both cars. The set also has a complete circle of track, a power supply for 230 volts, and a locomotive controller. Train length 68 cm / 26-3/4".



Set it up together and play, regardless of the weather.



Maximum play fun for indoors and outdoors!



It works a lot!
A sturdy low side car.



Locomotive with a headlight

LGB track sections are easy to lay, whether in a circle, with turnouts, or at the end of the track with a track bumper. The accessory program has a lot to offer.



49501 Construction Site Extension Set

This extension set for the construction site train contains another dump car, a power shovel with a manually movable shovel, a toy figure, and a number of accessories typical for a construction site such as barriers or signs. The stickers included with this set can be used to decorate the dump car. Length of the dump car 17 cm / 6-11/16".



40043 Crane Car

This is a model of a crane car as used mostly for construction work for railroad installations and for track. The crane boom and hook can be raised and lowered by means of hand cranks. The crane body can be rotated. Length over the buffers 25 cm / 9-7/8".



The crane boom and hook can be raised and lowered

Watch the set in action:



Discover all additional information here: www.lgb.com

LGB - The Garden Railway



The perfect way to get started in the playful world of LGB
Compatible with all available peg-and-hole building blocks

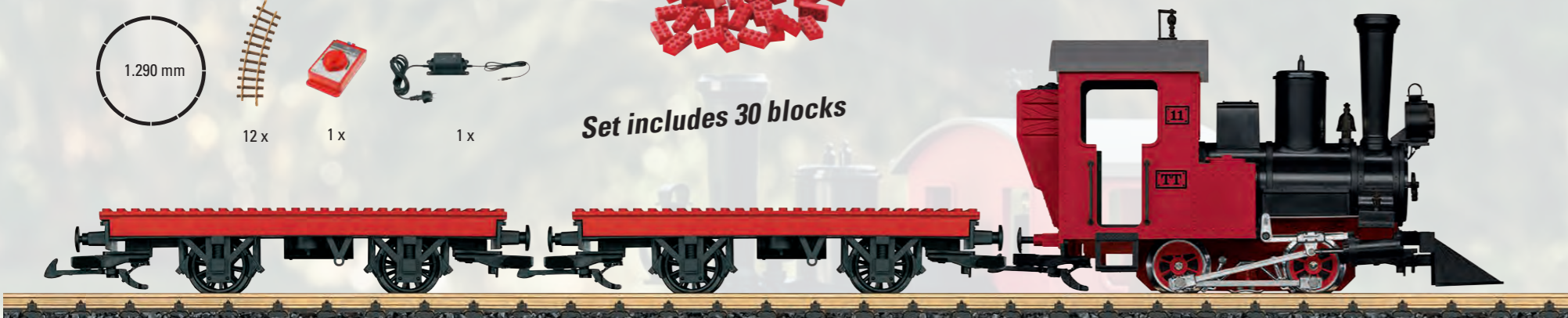


Set includes 30 blocks



90463 Building Block Train Starter Set

This starter set includes a steam locomotive, two flat cars with a building block plate and 30 building blocks. The set also includes a complete circle of track consisting of 12 curved sections of track, a locomotive controller, a power supply for 230 volts, and feeder wires. Train length 77 cm / 30-5/16".




70403 Freight Train Starter Set

The starter set for all sorts of fun: The set includes a freight train with a „Stainz“ steam locomotive, a ballast car, and a loaded low-side car. The steam locomotive is equipped with a powerful motor, electronic steam sound, and a smoke generator. The set also includes a full circle of track (1,290 mm / 51" diameter), as well as a power supply for 230 volts, and a controller. The load for the low side car is a sample and may vary. Train length 85 cm / 33-7/16".



Watch the set in action:



Simple and at the same time sturdy. The base plate as an ideal starting point for playing and building.




94063 Building Block Car

This is a model of a two-axle flat car. The car floor has pegs so that different superstructures can be built with the blocks of well-known manufacturers available in most toy stores. Length over the buffers 26 cm / 10-1/4".



LGB Christmas Starter Sets



70308 Christmas Train Starter Set

This starter set contains an old-timer train consisting of a tank locomotive and 2 passenger cars in a Christmas paint scheme. The locomotive has a powerful ball bearing mounted Bühler motor as well as a headlight and a smoke unit. The set also contains a complete circle of track, a power supply, and a locomotive controller. Train length 85 cm / 33-7/16".

This train can be expanded marvelously with the Christmas cars that have come out in the past.

Set it up together and play, regardless of the weather.



Locomotive with a headlight



Track Sets



Merry Christmas



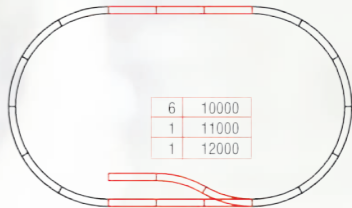
Here is a Christmas video about a starter set.



19901 Siding Track Set

You can enlarge your LGB starter set circle into an oval with a siding for switching operations and train storage.

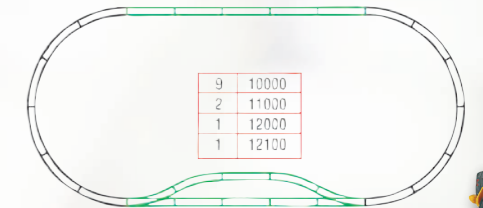
The sturdy storage box includes:
 1 - 12000 manual right-hand switch
 6 - 10000 straight track sections
 1 - 11000 curved track section
 1 - track bumper.



19902 Station Track Set

You can enlarge your LGB starter set circle into an oval with a passing track. Two trains can pass, one train can park, cars can be switched or a locomotive can be moved from one end of the train to the other.

The sturdy storage box includes:
 1 - 12000 manual right-hand switch
 1 - 12100 manual left-hand switch
 9 - 10000 straight track sections
 2 - 11000 curved track sections.



Index to the Item Numbers

my world

23130	43
23180	43
23302	10
23303	43
23400	42
23401	43
23978	43
29338	38
29342	12
29343	30
29344	27
29345	8
29346	20
29347	4
29348	18
29406	36
29430	32
44100	40
44104	40
44107	40
44114	35
44115	35
44117	17
44118	25
44122	24
44123	34
44141	40
44142	40
44143	40
44145	6
44347	7
72201	41
72202	41
72211	16
72212	26
72213	41
72218	11
72219	28
72221	11
72222	22
72223	14
72240	43

START UP

4038	68	29952	50	74371	82
4039	68	30000	65	74380	82
4107	68	36218	67	74391	82
4108	68	36321	65	74492	79
4410	72	36501	66	74924	81
4411	72	36509	67		
4413	71	36656	48	29074	89
4415	74	36700	66	36244	89
4423	71	36712	61	37108	88
4430	70	36740	65	37449	89
4431	70	36872	62	37689	88
4459	70	40500	68		
4471	73	40501	68	L19901	95
4473	71	40502	69	L19902	95
4671	73	40503	69	L40043	91
7224	81	44215	74	L49501	91
20099	78	44217	74	L70308	94
20130	78	44218	75	L70403	93
20172	78	44219	75	L70503	90
20188	78	44232	62	L90463	92
20224	78	44234	63	L94063	92
20230	78	44251	53		
20299	78	44404	70		
20330	78	44600	71		
20360	78	44700	59		
20611	79	44734	73		
20612	79	44752	55		
20671	79	44825	48		
20672	79	44826	49		
20977	78	44827	49		
20997	79	44828	47		
24900	80	44829	47		
24902	80	44830	47		
24903	80	44952	51		
24904	80	48620	62		
24905	80	71053	79		
29132	52	71054	82		
29133	60	72452	59		
29188	56	72453	59		
29453	58	72751	82		
29722	54	72752	79		
29828	47	72781	83		

Service and Repair

Märklin Direct Service

The authorized Märklin dealer is your contact for repairs and conversions from analog to digital. We can do conversions in our repair department in Göppingen for dealers without their own service department as well as for consumers. After the model has been examined, you will receive a cost quotation including details of the work to be done and the cost for reliable shipping. If you would personally like to drop off and pick up models in Göppingen, please see our Service Point at the Märkliseum.

"Frequently Asked Questions" – FAQs

You will find additional practical tips and a lot of information on our website in the service area at: <http://www.maerklin.de/de/service/kundenservice/haeufig-gestellte-fragen>

Gebr. Märklin & Cie. GmbH

Reparaturservice
Stuttgarter Straße 55-57
D-73033 Göppingen
Telephone +49 (0) 71 61 / 608-222
Fax +49 (0) 71 61 / 608-225
E-mail service@maerklin.de
Manufacturer's Warranty

Prices are current as of the print date for this catalog – we reserve the right to change prices between years – prices are in effect until the release of the next price list / next catalog.



These items are not suitable for children under the age of 3.



START UP
FAQ



my world
FAQ

märklin

New item for 2023.



Metal locomotive frame.



Mostly metal locomotive body.



Märklin close couplers in standard pocket with pivot point.



Märklin close couplers in standard pocket with guide mechanism.



Built-in interior details.



Built-in sound effects circuit.



Dual headlights at the front.



Dual headlights that change over with the direction of travel.



Triple headlights at the front.



Triple headlights that change over with the direction of the travel.



One red marker light.



Triple headlights and two red marker lights that change over with the direction of travel.



Interior lighting can be installed.



Light effects.



Scale of 1 : 100.



Exchangeable wheelsets.
Exchange free of charge in specialized trade.



Length over the buffers.



Age Information and Warnings.



WARNING! Not suitable for children under 3 years. Sharp edges and points required for operation. Danger of choking due to detachable small parts that may be swallowed. Please keep the packaging.



For adults only.

The explanation of the symbols for Märklin HO and LGB can be found on the Web at www.maerklin.de/www.lgb.de.

märklin

START UP

Gebr. Märklin & Cie. GmbH
Stuttgarter Straße 55–57
73033 Göppingen
Germany
Service:
Telephone: 650-569-1318
E-mail: digital@marklin.com



Märklin fulfills the requirements for a quality control management system adhering to the ISO 9001 Standard. This is checked and certified at regular intervals by the test agency TÜV Süd using monitoring tests. You thereby have the assurance that you are purchasing a tested quality product.



We reserve the right to make changes and delivery is not guaranteed. Pricing, data, and measurements may vary. We are not liable for mistakes and printing errors. Some of the images are hand samples, retouched images, and renderings. The regular production models may vary in details from the models shown.

All rights reserved. Copying in whole or part prohibited.
© Copyright by Gebr. Märklin & Cie. GmbH

Printed in Germany.
383072 – 01 2023



4 031111 182213 >

www.maerklin.com



Online-Gewinnspiel

Autos und die Eisenbahn bewegen die Welt. Jetzt hast du die Chance, in diese wunderbare Themenwelt sportlich einzutauchen und spannende Rennen und Abenteuer nachzuspielen.

Preisfrage: Wie viele Radlader findest du in diesem Katalog? Trage die richtige Zahl auf: www.maerklin.de/startup-win2023 ein und gewinne tolle Preise!



Teilnahme ab 01.01.2023, Teilnahmeschluss ist der 31.12.2023. Teilnahme nur online über das Formular möglich. Postalische Einsendungen und E-Mails werden nicht beachtet. Die Teilnahmebedingungen sind unter www.maerklin.de/startup-win2023 einsehbar.