

# TRIX

Fall New Items for 2015



# The Powerful Beauty

For almost 100 years, the railroad fans in Germany and Europe have generally considered the Prussian P8 to be one of the most beautiful locomotives. Over 3,800 units were built from 1906 to 1928 for the Royal Prussian Railroad Administration (K.P.E.V.), for other provincial railroads, for foreign railroads, and for the German State Railroad (DRG). After 1945 over 300 locomotives were still in use in Germany. The last units worked in regional service well into Seventies. Around 20 locomotives have survived in operational condition down to the present, spread almost all over Europe.




## 16383 Steam Locomotive with a Tender.

**Prototype:** German Federal Railroad (DB) class 38.10-40 passenger locomotive. Former Prussian P 8. Boiler with 3 domes and Witte smoke deflectors. Type 2'2'T 30 tub-style tender.

**Model:** The locomotive and tender are constructed mostly of die-cast metal. The locomotive has a motor with a bell-shaped armature and a flywheel, mounted in the boiler. It also has a built-in digital decoder and a sound generator with the formats DCC, Selectrix, and Selectrix 2. The locomotive and tender are close coupled. 3 axles powered. Traction tires. The locomotive has triple headlights with warm white LEDs.

Length over the buffers 114 mm / 4-1/2".



© Rolf Schulze

- Tooling variations.

One-time series.

Image similar



Digital Functions	DCC	SX2	SX
Headlight(s)	•	•	•



# The Opening of the Wall

Road Number 182 560 in a Special Paint Scheme for "25 Years of German Reunification"

In the summer of 2000, the ÖBB refused permission in general for the DB class 152 to operate on the former's rails. The DB AG reacted very quickly and ordered 25 two-system locomotives from Siemens that were extensively similar in design to the ÖBB class 1116 "Taurus" (Bull). The German dual-system locomotives can be considered as a further development of the class 152. Delivery of the new DB class 182 began in July of 2001 and was completed as early as December of 2001. Its main electrical components, the single wheel set control with four pulse converters, the three four-quadrant controllers switched in parallel for the two DC intermediate circuits, as well as the control and operation are very similar to the class 152. Essential differences are in the shape of the locomotive ends and in the design of the trucks. The striking rounded end shape with the fiberglass hood made of plastic provides an aerodynamic look. The new truck is designed for high speeds and was used for the first time on the Spanish Euro Sprinter. Its core piece is the so-called high-efficiency propulsion with separated brake shaft (HAB) that in principle corresponds to a hollow shaft propulsion with rubber cardan joints.

In the Siemens nomenclature, the dual-system locomotives are known as the "ES 64 U2". These units are in use on not just the DB and the ÖBB, but also on different "state" and private transport firms. A considerable number of them consist of leased locomotives, a number of which are used by MRCE Dispolok GmbH (formerly Siemens Dispolok). Most of them have been painted in an inconspicuous black scheme. In April of 2015 ES 64 U2-060 (road number 182 560) was selected from this pool to mark "25 Years of German Reunification" with attractive adhesive film. Their ends are adorned with the striking slogan of the Leipzig Monday Demonstrations "Wir sind ein Volk" / "We are one people". In addition, one side of the locomotive celebrates "25 Jahre Deutsche Wiedervereinigung" / "25 Years of German Reunification" while the other side marks the "Tag des Mauerfalls" / "The Day the Wall Fell" in Berlin. The MRCE locomotive is used by TX Logistik.



## 16956 Electric Locomotive.

**Prototype:** Mitsui Rail Capital Europe (MRCE) multiple-system electric locomotive road number 91 80 6182 560-3 leased to TX Logistik (TXL). Built starting in 2000.

**Model:** The locomotive has a 14-pin digital interface connector. It also has a 5-pole motor with a flywheel. 4 axles powered. Traction tires. The locomotive has warm white LED headlights and marker lights that change over with the direction of travel. They can be turned off by means of a bridge plug. The locomotive has a close coupler mechanism. Cab lighting can be installed in the locomotive and activated with the 66840 decoder. Length over the buffers 122 mm / 4-13/16".



Original Size



© Julien Seeling

- Headlights can be turned off.
- Specially designed master packaging.
- Certificate of authenticity.

Limited, one-time series.

In cooperation with Loc & More (<http://www.locandmore.eu>).

Additional images of this locomotive can be found on Page 7.

# "German State Railroad (DR) Passenger Train" Starter Set



## 11139 Starter Set with a Passenger Train, Track Layout, and a Locomotive Controller.

**Prototype:** German State Railroad (DR) passenger train: German State Railroad class 132 diesel locomotive. C-C wheel arrangement. 3 different express train passenger cars.

**Model:** The locomotive has a 14-pin digital interface connector and a 5-pole motor. 4 axles powered. Traction tires. The headlights change over with the direction of travel. The cars have a close coupler mechanism. Total train length 585 mm / 23".


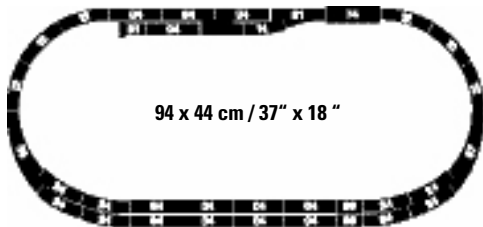
Oval of track 94 x 44 cm / 38" x 18", station set with two curved turnouts and a passing siding as well as a switching set with a siding with an uncoupler track. A locomotive controller, switched mode power pack, and connection hardware are included.

**One-time series.**

This set can be expanded with the 14301 large track extension set and with the entire Minitrix track program. 14934/14935 electric mechanisms can be installed in all of the turnouts. The 66616 LED lighting kit can be installed in the passenger cars.

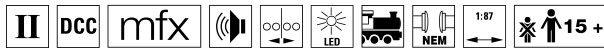


**DR class 132 diesel locomotive included**  
**Can be expanded with the entire Minitrix track program**





# DRG P10 Passenger Steam Locomotive



## 22239 Steam Passenger Locomotive with a Tender.

**Prototype:** German State Railroad Company (DRG) version of the Prussian class P10 steam passenger locomotive. Version without smoke deflectors and with a Prussian type 2'2'T 31,5 tender without additional coal bunker boards.

**Model:** The locomotive has a digital decoder with extensive sound functions. It also has controlled high-efficiency propulsion with a flywheel, mounted in the boiler. 4 axles powered. Traction tires. The locomotive and tender are constructed mostly of metal. The 72270 smoke unit can be installed in the locomotive. The dual headlights change over with the direction of travel. They and the

smoke unit that can be installed in the locomotive will work in conventional operation and can be controlled digitally. Maintenance-free warm white LEDs are used for the lighting. There is an adjustable close coupling with a guide mechanism between the locomotive and tender for different radius curves. There is a close coupler with an NEM pocket and guide mechanism on the rear of the tender. Protective sleeves for the piston rods are included as detail parts.  
Length over the buffers 26.3 cm / 10-3/8".

- **New road number: 2814**

This model can be found in an AC version in the Märklin H0 assortment under item number 37937.

Digital Functions	DCC	mfx
Headlight(s)	•	•
Smoke generator contact	•	•
Steam locomotive op. sounds	•	•
Locomotive whistle	•	•
Direct control	•	•
Sound of squealing brakes off	•	•
Air Pump	•	•
Whistle for switching maneuver	•	•
Letting off Steam	•	•
Sound of coal being shoveled	•	•
Grate Shaken	•	•

*Created for heavy express trains such as for the special conditions of the Mittelgebirge region  
Here in the special version 2814 ELBERFELD*



# Dancing into the Wee Hours of the Morning with Your Favorite Songs



## 23490 Entertainment Car.

**Prototype:** German Federal Railroad (DB) type WGmh 824 entertainment car. Paint scheme in ocean blue / ivory. The car looks as it did in the summer of 1985.

**Model:** The car has a digital decoder. The sound functions come via a microSD card. The car has factory-installed interior lighting that can be controlled digitally. The bar lighting can be controlled digitally. Warm white LEDs are used for the interior lighting and the bar lighting. The light console and the strobe can be controlled separately in digital operation. Different color LEDs are used for the light console. Cold white LEDs are used for the strobe. The speed of the light changes can be controlled with the rotary controller. When the forward direction is selected, the beat depends on the music. When the reverse direction is selected, the beat is independent of the music. An 8 GB microSD card with two license-free songs and five sounds is built into the car. The music and the sounds can be played by means of the function buttons. Two 2.5 to 3 watt speakers provide optimal sound quality. The volume can be changed. The music and the sounds can be swapped out or added to according to your own ideas. The microSD card on the car floor is removed to do this. A conversion program is already stored on the microSD card. A card reader is not included with the car. Please pay attention to the instructions for the car. A 9-part set of figures from the firm Preiser is included.

Length over the buffers approximately 28.2 cm / 11-1/8".

- Digital decoder.
- 8 GB microSD card.
- The music and sounds can be swapped out or added to as you desire.
- Adjustable volume.
- Light console.
- Strobe lights.
- Interior lighting.
- 9-part set of figures from Preiser.

One-time series.

**Realistic disco lights such as alternating lights, lighting console, or strobe lights included**

**All lighting effects also dependent on the musical beat**

**Speaker with top sound quality**

**Very easy operation with pre-installed sound management**

**8 GB micro SD card included**

**Large set of figures**

The figures included with this car may have to be altered in size due to technical circumstances.

This model can be found in an AC version in the Märklin MHI H0 assortment under item number 43868.

Digital Functions	DCC	mfx
Interior lights	•	•
Start / Stop	•	•
Pause	•	•
Next Song	•	•
Previous Song	•	•
Louder	•	•
Softer	•	•
Light Console On / Off	•	•
Bar Lighting On / Off	•	•
Strobe On / Off	•	•
Cheering	•	•
Applause	•	•
Scratching 1	•	•
Scratching 2	•	•
Scratching 3	•	•



# Impressive Appearance



## 22346 Electric Locomotive.

**Prototype:** Mitsui Rail Capital Europe (MRCE) multiple-system electric locomotive road number 91 80 6182 560-3, leased to TX Logistik (TXL). Built starting in 2000.

**Model:** The locomotive has an mfx digital decoder and extensive sound functions. It also has controlled high-efficiency propulsion. 4 axles powered. Traction tires. The locomotive has triple headlights and dual red marker lights that change over with the direction of travel. They will work in conventional operation and can be controlled digitally. Maintenance-free warm white and red LEDs are used for the lighting. The engineer's cabs have interior details. The locomotive has separately applied metal grab irons.

Length over the buffers 22.5 cm / 8-7/8".

- **Specially designed packaging.**
- **Both locomotive sides imprinted differently.**
- **Certificate of authenticity.**

**Limited, one-time series.**

**In cooperation with Loc & More**  
(<http://www.locandmore.eu>).


Digital Functions	DCC	mfx
Headlight(s)	•	•
Long distance headlights	•	•
Electric locomotive op. sounds	•	•
Horn	•	•
Direct control	•	•
Sound of squealing brakes off	•	•
Rear Headlights off	•	•
Low Pitch Horn	•	•
Front Headlights off	•	•
Compressor	•	•
Letting off Steam	•	•
Station Announcements	•	•
Conductor's Whistle	•	•
Surrounding sounds	•	•
Station Announcements	•	•
On/off function	•	•



Back

*The day of the opening of the Wall and 25 years of German reunification in one impressive puzzle look  
Many individual graphic elements included*

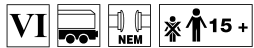
Additional images of this locomotive can be found on Page 3.



Front



# KLV Flat Car Set



## 24246 KLV Flat Car Set.

**Prototype:** 4 four-axle KLV type Sgns 121 flat cars in a light gray basic paint scheme. Privately owned cars of AAE Cargo AG, leased to Hector Rail AB, SE-Danderyd. The cars have ExTe SR12 wooden load frames, support beams, and end wall grills, for transporting logs. The cars look as they did in 2014.

**Model:** The cars have type Y 25 welded trucks. The car floors are partially open and constructed of metal. They have striking fish belly side sills. Each flat car can be equipped with 6 ExTe SR12 stakes, 3 support beams, and 1 end wall grill. Two cars can be arranged as a pair so that the end wall grills are at the outer car ends. The ExTe stakes, support beams, and end wall grills are included for attaching to the cars. All of the cars have different car numbers and are each individually packaged. There is also a master package.

Total length over the buffers 91.5 cm / 36".

AC wheel set per car 4 x 700150.

- **ExTe stakes, support beams, and end wall grills are new, especially for wood transport.**
- **New car numbers.**


**One-time series.**

**A KLV flat car set with other different car numbers can be found in an AC version in the Märklin H0 assortment under item number 47085.**



End wall grills that can be mounted on the car included

***ExTe stakes, support beams, and end wall grills are new, especially for wood transport***  
***New car numbers***





# Wide Radius Curved Turnouts

A long-standing wish of Trix fans is being fulfilled with the wide radius curved turnouts. Prototypical track plans are now no longer a problem. Trix is thereby setting a new standard in turnout geometry in which the conception of elegant track patterns reaches new dimensions.



## 62315 Curved Track.

R3 = 515 mm / 20-1/4" / 15°. Removable roadbed slopes. This track section is required on both branches of the 62771 and 62772 wide radius curved turnouts.

- **Click and Play: Reliable, indestructible plug connection.**
- **Perfect in form and appearance: Roadbed, ties, and tie plates.**
- **Code 83: Rail profile 2.1 mm / 83/100" high.**
- **Universal: For locomotives and cars adhering to NEM and RP 25.**
- **View: Air gap between the rail web and the roadbed between the ties.**

- **Geometry: Track combinations without having to make up pieces.**
- **Modular: The roadbed always fits – no processing required.**
- **On the underside: Protected plug contacts instead of damage-prone rail joiners.**



## Wide radius transition from Radius 3 (R3) to Radius 4 (R4)



## 62771 Left Curved Turnout.

**Inner curve:** R3 = 515 mm / 20-1/4" / 30°. Outer curve: 30° with a parallel curve spacing of 64 mm / 2-1/16". Hand lever included. Two (2) each 62315 track are required on the inner and outer curve of the turnout. A roadbed piece to fit here is included. The frog is metal and can be polarized. The 74491 electric turnout mechanism, the 74461 digital decoder, and the 74470 turnout lanterns can be installed on this turnout.



## 62772 Right Curved Turnout.

**Inner curve:** R3 = 515 mm / 20-1/4" / 30°. Outer curve: 30° with a parallel curve spacing of 64 mm / 2-1/16". Hand lever included. Two (2) each 62315 track are required on the inner and outer curve of the turnout. A roadbed piece to fit here is included. The frog is metal and can be polarized. The 74491 electric turnout mechanism, the 74461 digital decoder, and the 74470 turnout lanterns can be installed on this turnout.



# The New Generation Retrofit Decoders

Developed for still more realistic operating enjoyment!



This is the easiest way to describe the new generation of decoders with their programmer and specially developed software from Märklin. In addition to the well-known programming by means of the track and the CS2, model railroaders can now change and adapt the function characteristics of their locomotives within minutes.



## 60971 Decoder-Programmer.

This unit is for fast programming of the new märklin LokDecoder3 and märklin Sounddecoder3. You can connect it easily to your PC/laptop by means of a USB port. You will require the märklin Decoder Tool Software (mDT) that can be downloaded easily on our homepage. The mDT software will help you transfer existing sound or sound you have recorded on your own quickly and easily. You can now also program very easily all other settings such as maximum speed, braking behavior, etc.

- **Fast programming of the new märklin mLD3 and mSD3 decoders at a PC/laptop**
- **Equipped with a USB interface connection and a decoder interface connection**
- **Can be used in conjunction with the märklin Decoder Tool Software ([www.maerklin.de](http://www.maerklin.de))**

**Realistic action processes**

**More individuality**

**Ready for 32 functions**

**Advanced mapping process control**

**Easier to use by means of modern tooling**


**Personalized operating experience**

**Automatic measuring with the motor on**

**Programming by means of mDP in a few minutes**





The Dashboard – functional and easy to manage



## 60972 märklin mLD3 LokDecoder.

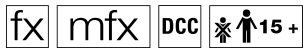

This decoder is for converting Märklin/Trix H0 locomotives with built-in high-efficiency motors or other DC motors. The märklin LokDecoder3 has a 21-pin interface connector and an accompanying interface connector circuit board for converting analog and digital locomotives. The märklin LokDecoder3 supports the digital formats mfx, MM1, MM2, and DCC.



## 60982 märklin mLD3 LokDecoder.

This decoder is for converting Märklin/Trix H0 locomotives with built-in high-efficiency motors or other DC motors. The märklin SoundDecoder3 has a wiring harness soldered to it with an eight-pin NEM interface connector plug for installation in many locomotives with the appropriate NEM interface connector and locomotives with a lack of space. The märklin LokDecoder3 supports the digital formats mfx, MM1, MM2, and DCC.





This decoder is for converting Märklin/Trix HO locomotives with built-in high-efficiency motors or other DC motors. The märklin SoundDecoder3 has a 21-pin interface connector and an accompanying interface connector circuit board for converting analog and digital locomotives. The märklin SoundDecoder3 supports the digital formats mfx, MM1, MM2, and DCC.

**60975 märklin mSD3 SoundDecoder.**


The decoder has preset sound for a steam locomotive.

**60976 märklin mSD3 SoundDecoder.**

The decoder has preset sound for a diesel locomotive.

**60977 märklin mSD3 SoundDecoder.**

The decoder has preset sound for an electric locomotive.




This decoder is for converting Märklin/Trix HO 36000 series Hobby locomotives. The märklin SoundDecoder3 has a 21-pin interface connector and an accompanying interface connector circuit board for converting 36000 series locomotives with trucks. The märklin SoundDecoder3 supports the digital formats mfx, MM1, MM2, and DCC.

**60978 märklin mSD3 SoundDecoder.**

The decoder has preset sound for a diesel locomotive (Hercules).

**60979 märklin mSD3 SoundDecoder.**

The decoder has preset sound for an electric locomotive (TRAXX).



This decoder is for converting Märklin/Trix HO locomotives with built-in high-efficiency motors or other DC motors. The märklin SoundDecoder3 has a wiring harness soldered to it with an eight-pin NEM interface connector plug for installation in many locomotives with the appropriate NEM interface connector and locomotives with a lack of space. The märklin LokDecoder3 supports the digital formats mfx, MM1, MM2, and DCC.

**60985 märklin mSD3 SoundDecoder.**


The decoder has preset sound for a steam locomotive.

**60986 märklin mSD3 SoundDecoder.**

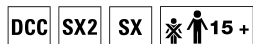
The decoder has preset sound for a diesel locomotive.

**60987 märklin mSD3 SoundDecoder.**

The decoder has preset sound for an electric locomotive.



The image of the model shown is only a suggestion of what the final product may look like.



#### 66841 Locomotive Decoder for 6-Pin NEM Interface Connector.

This is a receiver for all DC locomotives with a current draw up to 1,000 milliamps (motor 1,000 milliamps, lights 200 milliamps). It is suitable for digital locomotives with a 6-pin NEM interface connector.

- Can be used universally in Selectrix 1, Selectrix 2, and DCC formats.
- Automatic analog recognition.
- Same locomotive address in Selectrix and DCC operation up to locomotive address 99.
- 7 maximum speeds that can be set.
- 4 motor impulse variants that can be set.
- Automatic load compensation.
- Connections for light functions.
- Connections for auxiliary functions (Aux1 and Aux2).
- Short circuit protection of the motor output.
- Programming of additional setting by means of selecting the address "00", such as  
Finer gradation of the impulse widths (control variant),  
direction of travel reverse polarity.

#### In Selectrix operation:

- 31 speed levels.
- 111 addresses.
- Braking operation with braking diodes.

#### In DCC operation:

- Manual speed level selection 14/28 levels.
- Automatic switching to 128 speed levels.
- Addresses can be short up to 127 and long up to 9999.
- Braking operation with DC voltage and "broadcast mode" braking generators (when analog recognition is turned off).

Dimensions approximately 14 mm x 9 mm x 2.5 mm / 1/2" x 3/8" x 1/8".

# TRIX HO



#### 66846 Reverse Loop Module.

This is for easy switching of reverse loops in the DCC and Selectrix systems. No magnet switches are required. This can also be used for PC operation. Polarity switching can be done by means of short circuit recognition or sensor tracks (current sensor). Designed for Minitrix and Trix HO.

# TRIX

Gebr. Märklin & Cie. GmbH  
Stuttgarter Straße 55-57  
73033 Göppingen  
Germany



[www.trix.de](http://www.trix.de)

We reserve the right to make changes and delivery is not guaranteed. Pricing, data, and measurements may vary. We are not liable for mistakes and printing errors. Some of the models shown in the photographs are hand samples. The regular production models may vary in details from the models shown.

**If these edition of the presentation book does not have prices, please ask your authorized dealers for the current price list.**

All rights reserved. Copying in whole or part prohibited.  
© Copyright by  
Gebr. Märklin & Cie. GmbH  
Printed in Germany.

263173 – 08 2015

A current explanation of the pictograms can be found on the Internet at [www.trix.de](http://www.trix.de) or in the current Trix main catalog.

Visit us:  
[www.facebook.com/maerklin](http://www.facebook.com/maerklin)



#### Age Information and Warnings.



For adults only.

Item no.	Page	Item no.	Page	Item no.	Page
11139	4	60976	11	62772	9
16383	2	60977	11	66841	12
16956	3	60978	11	66846	12
22239	5	60979	11		
22346	7	60982	10		
23490	6	60985	11		
24246	8	60986	11		
60971	10	60987	11		
60972	10	62315	9		
60975	11	62771	9		