

**märklin**



**Fall New Items for 2014**



## Editorial

Dear Märklin Fans,

This fall we are expanding train history. Experience the world of a dining car up close. Turn the table lamps on and experience a galley fire with an unsuccessful schnitzel and a conciliatory bottle of champagne. Hear it for yourself!

There are a lot of other exciting models awaiting you and of course in the scales H0, Z, and 1. Naturally, there are new items from Märklin for more than just the pros. There is a lot to discover in the world of „Start up“ for children ages 6 and above.

Build for the first time or expand!

We hope you will have a lot of fun discovering our fall new items for 2014.

**Your Märklin Team**

## Table of Contents

MHI „Exclusiv“ for H0 .....	<b>4</b>
MHI „Exclusiv“ for Start up.....	<b>14</b>
MHI „Exclusiv“ for Z Gauge .....	<b>17</b>
Start up.....	<b>18</b>
H0 .....	<b>20</b>
Christmas for H0.....	<b>26</b>
Christmas for Z Gauge .....	<b>27</b>
Z Gauge .....	<b>30</b>
1 Gauge .....	<b>36</b>
30 Years of Märklin Digital .....	<b>44</b>
Explanations / Table of Contents by Item Number .....	<b>47</b>
Special model for the Märklin Stores/Imprint .....	<b>48</b>

## Train Stories in the TEE – Part 2

### 43866 Dining Car.

Märklin is continuing the „train stories“ from last year with this dining car and is bringing the adventure of travel from back then to every model railroad. This dining car will provide everyone with fun and enjoyment with 16 digital light and sound functions such as controllable interior lighting, controllable table lamps, a small galley fire with Schnitzel that went wrong, and a conciliatory bottle of champagne.

**Prototype:** German Federal Railroad (DB) type WRümh 132 dining car. Crimson/beige paint scheme. With a steep roof. The car looks as it did in the summer of 1975.

**Model:** The car has an mfx digital decoder and extensive sound functions. Minimum radius for operation is 360 mm / 14-3/16". The car has an underbody and skirting specific to the car type. It also has Minden-Deutz heavy design trucks with disk brakes and magnetic rail brakes. The car has factory-installed LED interior lighting that can be controlled digitally. The table lamps can be controlled separately in digital operation. Different light functions can be controlled separately in digital operation. Maintenance-free LEDs are used for the lighting. 6 Preiser figures are glued in place in the car. The car has operating current-conducting couplers. A pickup shoe is mounted on the car. Length over the buffers 28.3 cm / 11-1/8".

Suitable motive power is the Re 4/4 II electric locomotive in a TEE paint scheme that can be found under item number 37349. Car sets to go with this car can be found as item numbers 43853 and 43854.

#### At a Glance:

- **mfx digital decoder.**
- **Extensive light and sound functions.**
- **Factory-installed LED interior lighting.**
- **Different light functions that can be controlled separately in digital operation.**
- **Operating current-conducting couplers.**
- **6 Preiser figures glued in place**

### Extensive light and sound functions.

Table lamps separately controllable in digital operation



Enjoy!



The fat is burning!



## Exclusiv 3/2014 HO



Digital Functions	CU	MS	MS 2	CS
Interior lighting for the corridor	•	•	•	•
Table Lamps	•	•	•	•
Interior lighting for the dining area	•	•	•	•
Current-conducting coupler	•	•	•	•
Greeting	•	•	•	•
Order	•	•	•	•
Cooking	•	•	•	•
Cutting	•	•	•	•
The fat is burning!	•	•	•	•
Enjoy	•	•	•	•
Order	•	•	•	•
Corks popping	•	•	•	•
Clinking (glasses together)	•	•	•	•
Dialog	•	•	•	•
Washing up	•	•	•	•
Paying	•	•	•	•



## TEE „Helvetia“

The „Helvetia“ was one of the founding members and thereby one of the veterans of the TEE trains. From the start of the TEE network on June 2, 1957, it connected Northern Germany with Switzerland. Initially, the new class VT 11.5 TEE diesel powered rail cars were available for this route. On April 12, 1965, the Helvetia moved up to the first locomotive-hauled TEE trains in Germany. At first, the fast E 10.12 served as the preferred motive power between Hamburg and Basle SBB. If they were not available, the normal E 10 was also used. Starting in 1971 the new class 103.1 express locomotives took on this task. From Basle SBB the Swiss Re 4/4 II

in a TEE paint scheme powered the train. The route of the TEE 72/73 „Helvetia“ was as follows: Hamburg-Altona - Hamburg-Dammtor - Hamburg Hbf - Hannover - Göttingen - Frankfurt/M - Mannheim - Karlsruhe - Baden Oos - Freiburg (Breisgau) - Basle Bad - Basle SBB - Zürich Hbf. A change of locomotives had to be done in Frankfurt (Main) Hbf as a stub end terminal as well as in Mannheim Hbf (change of direction). The TEE „Helvetia“ ran for the last time on May 26, 1979, since the DB had introduced the dual class „IC-79“ system for the change of schedules with the slogan „Every hour – every class“. It was not until the summer schedule of 1987 that

there was a train again with the same name in the form of the EuroCity 79/78 Hamburg – Zürich. It was replaced in the schedule in 1993/94 by the ICE 71/70 „Helvetia“ with the same route.



Note: At [www.maerklin.de/zuggeschichten](http://www.maerklin.de/zuggeschichten) you will find current information or simply scan the QR code.

# TEE Mystique

## 43853 TEE „Helvetia“ Express Train Passenger Car Set 3 sections.

We understand it as first class travel: Märklin is sending the legendary TEE „Helvetia“ – originally in operation between Zürich and Hamburg-Altona – out on the rails. The two compartment cars and the open seating car harken back to incomparable travel flair by rail.

**Prototype:** 3 different type TEE express train passenger cars for the TEE „Helvetia“, used between Zürich and Hamburg-Altona. 2 type Avümh 111 TEE compartment cars and 1 type Apümh 121 TEE open seating car. The cars look as they did in the summer of 1975.

**Model:** The cars have underbodies and skirting specific to the car types. One type Avümh car and the Apümh car have Minden-Deutz heavy design trucks with disk brakes, magnetic rail brakes, and separately applied generators as in the prototype. The other type Avümh car has Minden-Deutz heavy design trucks with double brake shoe brakes, magnetic rail brakes,

and a separately applied generator. All of the cars have factory-installed LED interior lighting and operating current-conducting couplers. Maintenance-free warm white LEDs are used for the lighting. A pickup shoe is mounted on one of the cars. The 73407 marker light kit can be installed on all of the cars.

Total length over the buffers 84.8 cm / 33-3/8“.

Suitable motive power is the Re 4/4 II electric locomotive in a TEE paint scheme that can be found under item number 37349. A car set and a dining car with sound to go with this car set can be found as item numbers 43854 and 43866.

# Exclusiv 3/2014 HO



### At a Glance:

- **Factory-installed LED interior lighting included on all of the cars.**
- **Operating current-conducting couplers.**
- **Interior lighting can be controlled by means of item number 43866.**



*Factory-installed LED interior lighting included on all of the cars.  
Operating current-conducting couplers.*



# TEE Mystique

## 43854 TEE „Helvetia“ Express Train Passenger Car Set 4 sections.

The famous TEE „Helvetia“ can be completed with the three compartment cars and the bar car in this set.

**Prototype:** 4 different type TEE express train passenger cars for the TEE „Helvetia“, used between Zürich and Hamburg-Altona. 2 type Avümz 111 TEE compartment cars, 1 type Avümh 111 TEE compartment car, and 1 type ARDümh 105 TEE compartment car with a bar. The cars look as they did in the summer of 1975.

**Model:** The cars have underbodies and skirting specific to the car types. The type Avümz cars and type ARDümh car have Minden-Deutz heavy design trucks with disk brakes, magnetic rail brakes, and with and without separately applied generators as in the prototype. The type Avümh car has Minden-Deutz heavy design trucks with double brake shoe brakes, magnetic rail brakes, and a separately applied generator. All of the cars have factory-installed LED interior lighting and operating current-conducting couplers. Maintenance-free warm white LEDs are used for the lighting. A pickup shoe is mounted on one of the cars. The 73407 marker light kit can be installed on all of the cars. One type Avümz car has built-in marker lights.

Total length over the buffers approximately 113 cm / 44-1/2“.

Suitable motive power is the Re 4/4 II electric locomotive in a TEE paint scheme that can be found under item number 37349. A car set and a dining car with sound to go with this car set can be found item numbers 43853 and 43866.

### At a Glance:

- **Factory-installed LED interior lighting included on all of the cars.**
- **Operating current-conducting couplers.**
- **Built-in marker lights included on one car.**
- **Interior lighting can be controlled by means of item number 43866.**



*Factory-installed LED interior lighting included on all of the cars.  
Operating current-conducting couplers.  
Built-in marker lights included on one car.*



# Exclusiv 3/2014 HO



# Europe without frontiers by TEE

Exclusiv 3/2014 **HO**

## 37349 Electric Locomotive.

It belongs to Switzerland just like the Matterhorn: the Re 4/4 II. One of the classics of the Swiss Federal Railways (SBB). In a TEE paint scheme and for the first time with the correct version of the ends, a real addition for all model railroaders. Part of the fascination: the newly designed virtual cab for this locomotive, available for the first time.

**Prototype:** Swiss Federal Railways (SBB) class Re 4/4 II electric locomotive. Version for the Trans Europe Express (TEE). The locomotive looks as it did around 1973. Road number 11252.

**Model:** The locomotive has an mfx+ digital decoder and extensive sound functions. It also has controlled high-efficiency propulsion. 2 axles powered. Traction tires. The triple headlights and 1 white marker light (Swiss headlight / marker light code) change over with the direction of travel, will work in conventional operation, and can be controlled digitally. When the locomotive is running „light“, the lighting can be changed to one red

marker light. The headlights at Locomotive Ends 2 and 1 can be turned off separately in digital operation. When the headlights at both ends of the locomotive are turned off, then the „double A light“ is on at both ends as a red emergency stop signal light. Maintenance-free, warm white and red LEDs are used for the lighting. The locomotive has separately applied grab irons. The couplers can be replaced by end skirting included with the locomotive.

Length over the buffers 17.1 cm / 6-3/4“.

The Re 4/4 II electric locomotive is the right motive power for the 43866, 43853, and 43854 cars and car sets. Re 4/4 II engineer's cab for the CS2 with firmware version 3.7 and higher.

### At a Glance:

- **World of Operation mfx+ decoder included.**
- **Newly designed engineer's cab for the CS2 included.**



Digital Functions	CU	MS	MS 2	CS
Headlight(s)	•	•	•	•
Marker light(s)	•	•	•	•
Electric locomotive op. sounds	•	•	•	•
Locomotive whistle	•	•	•	•
Direct control	•	•	•	•
Sound of squealing brakes off	•	•	•	•
Headlight(s): Cab2 End	•	•	•	•
Long distance headlights	•	•	•	•
Headlight(s): Cab1 End	•	•	•	•
Conductor's Whistle	•	•	•	•
Whistle for switching maneuver	•	•	•	•
Compressor	•	•	•	•
Rail Joints	•	•	•	•
Sanding	•	•	•	•
Switching maneuver	•	•	•	•



Realistic depiction of the coat-of-arms



Couplers can be replaced by end skirting included with the model.


*Newly designed engineer's cab for the CS2 included.*



This model is being produced in a one-time series only for the Märklin Dealer Initiative (MHI). 5 year warranty on all MHI/Exclusiv items and club items (Märklin Insider and Trix Club) starting in 2012. Warranty notice see page 46.

# The Perfect Five

We are continuing to expand this five-part series from year to year. This year the third part is due: the class 191 older design electric locomotive (37294). The class 41 steam freight locomotive (37922) and the steam locomotive with a tender (37895) from the last few years complete your collection.



2012: BR 41 (37922)



2013: BR 44 (37895)



46316

37294

# A Power House with Patina

## 37294 Electric Locomotive.

**Unique:** You can experience railroad history right up close with this legendary older design electric locomotive (complete in finely detailed metal construction). The imprinted authentic repaired areas and weathering done by hand are a special highlight. This makes each locomotive something unique. Operating this locomotive will also be a unique experience thanks to the virtual engineer's cab (mfx+ with Firmware 3.5 and higher).

**Prototype:** German Federal Railroad (DB) class 191 older design electric locomotive. Rebuilt version with small headlights and without sun shields, in a chrome oxide green basic paint scheme. Road number 191 101-5. The locomotive looks as it did around 1970.

**Model:** The locomotive has the new mfx+ digital decoder and extensive sound functions. It also has controlled high-efficiency propulsion. 3 axles

powered. Traction tires. The engineer's cabs and the engine room have interior details. Grab irons and other details are separately applied. The locomotive has detailed roof equipment including separately applied roof walks. Triple headlights and dual red marker lights change over with the direction of travel, will work in conventional operation, and can be controlled digitally. The headlights at Locomotive Ends 2 and 1 can be turned off separately in digital operation. When the headlights at both ends of the locomotive are turned off, then the „double A light“ is on at both ends. Maintenance-free, warm white and red LEDs are used for the lighting. Length over the buffers 19.9 cm / 7-13/16“.


A freight car set with dump cars to go with this locomotive is also being offered under item number 46316 exclusively for the MHI in the Märklin assortment (page 12).



### At a Glance:

- Rebuilt lighting with white and red LEDs.
- Finely detailed metal construction.
- Authentic representation of repaired areas and weathering.
- Presentation board included.
- Figure of locomotive engineer in Cab 1.
- mfx+ digital decoder and extensive operation and sound functions included for still more operating enjoyment in the Märklin „World of Operation“.

*Rebuilt lighting with white and red LEDs.  
Authentic representation of repaired areas and weathering.*



Digital Functions	CU	MS	MS 2	CS
Headlight(s)	•	•	•	•
Electric locomotive op. sounds	•	•	•	•
Locomotive whistle	•	•	•	•
Direct control	•	•	•	•
Sound of squealing brakes off		•	•	•
Headlight(s): Cab2 End		•	•	•
Whistle for switching maneuver		•	•	•
Headlight(s): Cab1 End		•	•	•
Station Announcements			•	•
Sound of Couplers Engaging			•	•
Sanding			•	•
Pantograph Sounds			•	•
Blower motors			•	•
Switching maneuver			•	•

This model is being produced in a one-time series only for the Märklin Dealer Initiative (MHI). 5 year warranty on all MHI/Exclusiv items and club items (Märklin Insider and Trix Club) starting in 2012. Warranty notice see page 46.

## Black gold on the move

### 46316 Dump Car Set.

**Prototype:** 6 German Federal Railroad (DB) type Ed 090 two-axle side dump cars without handbrakes. The cars look as they did around 1970.

**Model:** The cars have finely detailed construction with many separately applied details. They also have separately applied chute extensions. All of the cars have different car numbers and are individually packaged. They also have load inserts with real scale-sized coal. The cars are authentically weathered. Total length over the buffers 68.2 cm / 26-7/8". DC wheel set per car 2 x 700580.

The class 191 electric freight locomotive goes well as motive power for the 46316 dump car set. This locomotive is also being offered under item number 37294 exclusively for the MHI in the Märklin assortment (page 11).

#### At a Glance:

- **Very finely detailed construction.**
- **Load inserts with real coal included on all of the cars.**
- **Authentic weathering and different car numbers included on all of the cars.**
- **Each car individually packaged.**



## Exclusiv 3/2014 HO



*Load inserts with real coal.*  
*Authentic weathering.*  
*Different car numbers.*  
*Each car individually packaged.*

## Always flowing smoothly

### 46533 Tank Car Set 6 sections.

**Prototype:** Six tank cars of different designs. Privately owned cars painted and lettered for the firms Eisenbahn-Verkehrsmittel AG (EVA), Düsseldorf, Germany and Vereinigte Tanklager und Transportmittel GmbH (VTG), Hamburg, Germany. Three Uerdingen design tank cars with four wheel sets (EVA/VTG), with brakeman's platforms, without a brakeman's cab. One four-axle pressurized gas tank car (VTG) with a heat shield. Two tank cars with two wheel sets (VTG). All of the cars were used on the German Federal Railroad (DB). The cars look as they did around 1960.

**Model:** The tank cars have ladders, brakeman's platforms, and hand brakes. The pressurized gas tank car has a hand brake and a heat shield. The tank cars with two wheel sets have separately applied brakeman's platforms and ladders with filling platforms. All of the cars are weathered differently. All of the cars have different car numbers and come individually packaged. There is also a master package for the cars. Total length over the buffers 67.4 cm / 26-1/2". DC wheel set per car 4 x 32376004, 2 x 32376004 and 4 x 700580 (pressurized gas tank car).

A steam freight locomotive to go with this tank car set can be found under item number 37895 in the Märklin H0 assortment.

#### At a Glance:

- **Authentic weathering.**
- **Different car numbers.**
- **Each car individually packaged.**



Authentic signs of wear on the tanks cars make for additional realism.



*Authentic weathering.*  
*Each car individually packaged.*  
*Car also available separately at your dealer.*

## Exclusiv 3/2014 HO



## Cutting Edge

### 36620 Electric Locomotive.

Märklin is bringing one of the main actors in current rail service to layouts in the form of the class 146.5 electric locomotive. This locomotive is ideal for entry and setup of modern IC rail service. With the variety of light and sound functions included with the class 146.5 you are very close to being cutting edge.

**Prototype:** German Railroad, Inc. (DB AG) class 146.5 electric locomotive. IC paint scheme. The locomotive looks as it currently does in 2014.

**Model:** The locomotive has an mfx digital decoder and extensive sound functions. It also has a special motor, centrally mounted. 4 axles powered by means of cardan shafts. Traction tires. The triple headlamps and dual red marker lights change over with the direction of travel, will work in conventional operation, and can be controlled digitally. The headlamps at Locomotive Ends 2 and 1 can be turned off separately in digital operation.

When the headlamps at both ends of the locomotive are turned off, then the „double A light“ is on at both ends. Maintenance-free, warm white LEDs are used for the headlamps. The locomotive has 2 pantographs that can be raised by hand but are not wired to take power from catenary. Length over the buffers 21.7 cm / 8-1/2“.

The class 146.5 electric locomotive is the right motive power for the 43476 bi-level car set.

#### At a Glance:

- **Locomotive includes a variety of light and sound functions.**
- **mfx decoder included.**
- **Warm white and red LEDs for lighting.**
- **Locomotive with a metal body.**

## Exclusiv 3/2014 Start up HO



Digital Functions	CU	MS	MS 2	CS
Headlight(s)	•	•	•	•
Operating Sounds 1	•	•	•	•
Electric locomotive op. sounds	•	•	•	•
Horn	•	•	•	•
Direct control	•	•	•	•
Sound of squealing brakes off	•	•	•	•
Headlight(s): Cab2 End	•	•	•	•
Whistle for switching maneuver	•	•	•	•
Headlight(s): Cab1 End	•	•	•	•
Sound of Couplers Engaging	•	•	•	•
Operating Sounds 2	•	•	•	•
Letting off steam / air	•	•	•	•
Blower motors	•	•	•	•
Conductor's Whistle	•	•	•	•
Rail Joints	•	•	•	•

*Locomotive includes a variety of light and sound functions.  
Warm white and red LEDs for lighting that changes over with the direction of travel.*



## Twice as Beautiful

### 43476 IC Bi-Level Car Set.

The modern IC bi-level version cars together with the 36620 electric locomotive form the modern IC train and are simply an attention getter for every layout. A marvelous set in two senses of the word with four prototypically modelled cars. The DB Long Distance Rail Service is now introducing IC bi-level cars for the first time in the prototype. These trains are already running at Märklin.

**Prototype:** German Railroad, Inc. (DB AG) 1 bi-level car, 1st/2nd class, 1 bi-level car, 2nd class, 1 bi-level car, 2nd class with a bicycle compartment, and 1 bi-level cab control car, 2nd class. IC paint scheme.

**Model:** All of the cars have tinted side windows and close couplers. The cab control cars have red marker lights and white headlamps that change over with the direction of travel. Total length over the buffers 107.7 cm / 42-3/8“.

The class 146.5 electric locomotive goes well with these cars and is available as item number 36620.

## Exclusiv 3/2014 Start up HO



When operated cab control car first, triple headlamps shine on the cab control car.

When operated cab control car last, dual red marker lights shine on the cab control car.



*Red and white lights changeover on the cab car.*





# Märklin Start up Club Annual Car

## 48614 Märklin Start up Club Annual Car for 2014.

**Model:** This is a maintenance car for Tim Tender. The car comes in a special paint scheme with themes from the world of the Märklin Start up Club. A conductor's whistle is included with the car to round out the offering. The car has Relex couplers. Length over the buffers 11.0 cm. DC wheel set 2 x 700600.

Annual model for members of the Märklin Start up Clubs and for Märklin Insiders.

Conductor's whistle included.



Illustration similar



## 36503 „Start up“ Diesel Locomotive.


**Prototype:** Henschel class DHG 500 diesel switch engine.

**Model:** The locomotive comes in a special paint scheme. It has a digital decoder and a special motor. 1 axle powered. Traction tires. The triple headlights change over with the direction of travel, will work in conventional operation, and can be controlled digitally. The locomotive has coupler hooks. Length over the buffers 11.2 cm / 4-3/8".

Annual model for members of the Märklin Start up Club and for Märklin Insiders.

Digital Functions	CU	MS	MS 2	CS
Headlight(s)	•	•	•	•
Direct control	•	•	•	•

# Start up H0



# Great power in the smallest of space

## 88984 Freight Locomotive with Tender.

**Prototype:** German Federal Railroad (DB) class 55. Former Prussian G 8.1.

**Model:** This locomotive has been improved compared to earlier versions of this model. It has finely executed, complete functioning valve gear and rods. The locomotive also has an imitation of the brake rigging, rail clearance devices, larger buffer plates, and much more. The locomotive comes equipped with a 5-pole Mini-Club motor. All of the driving axles are powered. The tender has spoked wheels. Length over buffers 84 mm / 3-5/16".

The 82338 car set can be added to this locomotive to make a prototypical freight train.



New, finely detailed oxidized valve gear and rods as well as imitation of the brake rigging.



Original size



## 82338 Freight Car Set.

**Prototype:** German Federal Railroad (DB) „freight Car Set“ consisting of six 2-axle freight cars. The train includes 1 type X05 low side car with a brakeman's cab with a Lanz tractor as a load, 1 type X05 low side car with a brakeman's platform with a Lanz half track tractor as a load, 1 tank car with a brakeman's cab painted and lettered for BV-Aral, 1 insulated boxcar, 1 beer refrigerator car painted and lettered for „Fürstenberg“, and an Association type O 10 gondola with board walls with a load of coal.

**Model:** All of the cars are finely constructed with extensive, prototypical paint schemes and lettering. All of the cars have different car numbers. The tractor models are constructed of metal and are each mounted on a load frame. The gondola has a load insert of „coal“. Train length over the buffers approximately 245 mm / 9-5/8". All of the models are a special edition and are not available separately.

82338 could be completed to a prototypical Train by using the Locomotive 88984.





# „German Federal Railroad Freight Train“ Starter Set. 230/120 Volts

Start up H0

**29321** „German Federal Railroad Freight Train“ Starter Set. 230 Volts.



**29322** „German Federal Railroad Freight Train“ Starter Set. 120 Volts.



This starter set is also available as a 120-volt version.

**Prototype:** German Federal Railroad (DB) class 81 heavy tank locomotive, a stake car, a „Gasolin“ tank car, and a low side car, all painted and lettered for the German Federal Railroad (DB).

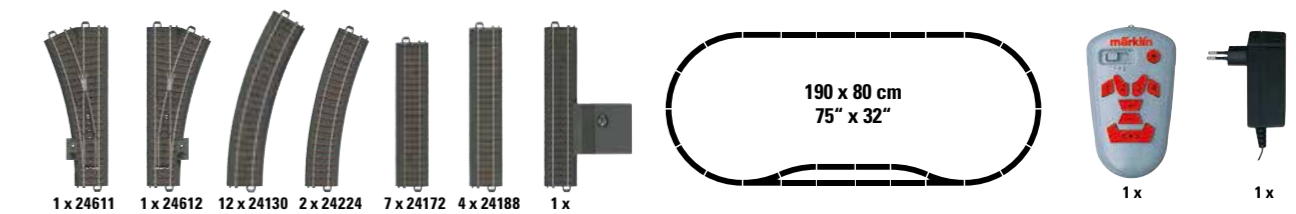
**Model:** The locomotive has a digital decoder and a special motor. 4 axles powered. Traction tires. The triple headlights change over with the direction of travel, will work in conventional operation, and can be controlled digitally. The set has a removable model of a bulldozer. The locomotive and the cars all have Relex couplers.

Train length 47.3 cm / 18-5/8”.

Contents: 12 no. 24130 curved track, 4 no. 24188 straight track, 1 base station, 7 no. 24172 straight track, 2 no. 24224 curved track, 1 no. 24612 right turnout and 1 no. 24611 left turnout. A switched mode power pack and a wireless infrared controller are included. This set can be expanded with the C Track extension sets and with the entire C Track program. The 74492 electric turnout mechanism can be installed in the turnouts.



Digital Functions	CU	MS	MS 2	CS
Headlight(s)	•	•	•	•
Direct control	•	•	•	•



# Locomotive Shed Kit

H0

## 72884 Locomotive Shed Kit.



**Prototype:** Three-stall roundhouse locomotive shed constructed of brick. Architectural style in use at the beginning of the 20th century. Still in use for museum operations.

**Model:** The stalls are arranged at 15° intervals. This locomotive shed can be used with the 7286 turntable. It can be used with C Track and K Track (track not included). The usable track length inside the shed is 30 cm / 11-13/16". The doors close automatically when a locomotive enters a stall. A lighting set with 6 maintenance-free LEDs, wired and ready for installation, is included with the shed. A set of additional truss supports is included so that several locomotive sheds can be joined together without walls between them. Dimensions 350 x 461 mm / 13-3/4" x 18-1/8", height 128 mm / 5-1/16".

### At a Glance:

- Attractive color variation.
- Realistic weathering.
- Authentic for all eras.
- Can also be used for two-rail track systems.
- Lighting included.



# Annual car for 2014

H0

## 48514 Tank Car.



**Prototype:** Uerdingen design standard lightweight tank car, used on the Märklin Railroad (MB). The car looks as it did around 1990.

**Model:** The tank car has a brakeman's platform but not a brakeman's cab. DC wheel set: 4 x 32376004.



One-time series. Märklin Magazin annual car for 2014.

# One of a kind twice over

## 31031 Steam Locomotives.


**Prototype:** 2 German Federal Railroad (DB) class 52 steam locomotives. One version with a tub-style tender and one version with a condensation tender. Authentic weathering. The locomotives look as they did in the Fifties.

**Model:** Both locomotives have mfx digital decoders and extensive sound functions. They also have controlled high-efficiency propulsion. 5 axles powered on each locomotive. Traction tires. The locomotives have articulated frames to enable them to negotiate sharp curves. The dual headlights on each locomotive change over with the direction of travel, will work in conventional operation, and can be controlled digitally. The 7226 smoke unit can be installed in the locomotives. Piston rod protection sleeves can be installed on the locomotives. Length over the buffers for the locomotive with a tub-style tender approximately 26.3 cm / 10-3/8" and for the locomotive with a condensation tender approximately 31.5 cm / 12-3/8".

### At a Glance:

- Authentic weathering.
- mfx decoder with extensive sound functions.

*Authentic weathering.  
Individually packaged in the set.*



### Both versions

Digital Functions	CU	MS	MS 2	CS
Headlight(s)	•	•	•	•
Smoke generator contact	•	•	•	•
Steam locomotive op. sounds	•	•	•	•
Locomotive whistle	•	•	•	•
Direct control	•	•	•	•
Sound of squealing brakes off	•	•	•	•
Sound of coal being shoveled	•	•	•	•
Whistle for switching maneuver	•	•	•	•
Letting off Steam	•	•	•	•
Air Pump		•	•	•
Grate Shaken			•	•

### Also on the condensation tender

Digital Functions	CU	MS	MS 2	CS
Blower Drive		•	•	•

H0

One-time series.


# Full steam ahead through Denmark

## 37818 Steam Locomotive.


**Prototype:** Danish State Railways (DSB) class Litra N (German class 50) steam locomotive in Era III.

**Model:** The locomotive has an mfx digital decoder and extensive sound functions. It also has controlled high-efficiency propulsion. 5 axles powered. Traction tires. The 7226 smoke unit can be installed in the locomotive. The dual headlights change over with the direction of travel. They and the smoke unit that can be installed in the locomotive will work in conventional operation and can be controlled digitally. Maintenance-free warm white LEDs are used for the lighting. Protective sleeves for the piston rods and brake hoses are included as detail parts. Length over the buffers 26.4 cm / 10-3/8".

*Many separately applied details.  
A wide variety of operating and special functions that can be controlled digitally.*



Digital Functions	CU	MS	MS 2	CS
Headlight(s)	•	•	•	•
Smoke generator contact	•	•	•	•
Steam locomotive op. sounds	•	•	•	•
Locomotive whistle	•	•	•	•
Direct control	•	•	•	•
Sound of squealing brakes off	•	•	•	•
Brake Compressor	•	•	•	•
Whistle for switching maneuver	•	•	•	•
Letting off Steam	•	•	•	•
Bell		•	•	•
Sound of coal being shoveled		•	•	•
Grate Shaken		•	•	•
Injectors		•	•	•



One-time series.

H0

# Giant of the Rails

## 26800 Ore train – 13-part unit.

A powerful electric locomotive at the head of many ore cars: It does not get much more impressive than that – neither in the prototype nor on a layout. This power train of the North runs with two controlled high-efficiency propulsion systems, authentic weathering, and a certificate of authenticity. The ore cars will also impress you with their great attention to detail.

**Prototype:** Swedish State Railways (SJ) heavy ore locomotive consisting of 3 class Dm3 electric locomotives with side rod drive. Used on the ore railroad Lulea - Kiruna - Narvik. Class 1200, with road numbers 1201+1231+1202. Brown basic paint scheme, large headlights, engineer's cabs in the old arrangement, large snowplows (Norrlund plows) and SAB rubber spring wheels. 12 type Mas IV three-axle ore cars. The train is authentically weathered. It looks as it did around 1970.

**Model:** The locomotive has an mfx digital decoder and extensive sound functions. It also has 2 controlled, high-efficiency propulsion systems with flywheels, 1 motor in each locomotive unit with an engineer's cab. All 4 driving axles powered in each locomotive unit with an engineer's cab. Traction tires. The dual headlights and a red marker light change over with the direction of travel, will work in conventional operation, and can be controlled digitally. An additional third wide beam headlight above on the locomotives can be controlled digitally. The engine room lighting as well as the cab lighting in Engineer's Cabs 1 and 2 can each be controlled

separately in digital operation. An additional marker light can be controlled digitally. The lighting is maintenance-free warm white and red LEDs. All 3 locomotive units are permanently coupled together. There is a close coupling mechanism between the locomotive units. Marker signs for the front end of the locomotive are included separately. The ore cars have detailed construction with partially open floors. There is a detailed representation of the axle mounts with springs and brake rigging. The ore car bodies are constructed of metal. All of the cars have brakeman's platforms, brake wheels, and different car numbers. The ore cars have load inserts with real scale sized iron ore. Total length over the buffers approximately 129 cm / 50-3/4". DC wheel set per ore car 3 x 700580.


### At a Glance:

- **Highly detailed metal construction of the locomotive and the car bodies.**
- **mfx decoder with extensive sound and light functions.**
- **2 high-efficiency propulsion systems with flywheels, 1 motor in each locomotive unit with an engineer's cab.**
- **Engineer's cab lighting and engine room lighting can be controlled separately in digital operation.**
- **Authentic weathering.**
- **Numbered certificate of authenticity.**
- **Limited to 999 pieces worldwide!**



Digital Functions	CU	MS	MS 2	CS
Headlight(s)	•	•	•	•
Light Function	•	•	•	•
Electric locomotive op. sounds	•	•	•	•
Horn	•	•	•	•
Direct control	•	•	•	•
Light Function 1	•	•	•	•
Engineer's cab lighting	•	•	•	•
Whistle for switching maneuver	•	•	•	•
Engineer's cab lighting	•	•	•	•
Light Function 2	•	•	•	•
Sound of squealing brakes off	•	•	•	•
Sound of Couplers Engaging	•	•	•	•
Blower motors	•	•	•	•
Brake Compressor	•	•	•	•
Pantograph Sounds	•	•	•	•

*Locomotive and cars with authentic weathering.*



The ore locomotive, item number 37753, not weathered for comparison (left half of the picture).



Detailed roof equipment

*Limited to 999 pieces worldwide!*



One-time series.

# Merry Christmas

## 48414 H0 Christmas Car for 2014.

**Prototype:** Type Kbs 443 stake car. Fictitious design for Christmas.

**Model:** The stake car comes loaded with a reindeer sleigh in a Christmas design made of laser-cut wood. Golden stakes that can be installed on the car are included.

Length over the buffers 15.7 cm / 6-3/16".

DC wheel set 2 x 700580.

### At a Glance:

- Christmas-like reindeer sleigh made of laser-cut wood – can be removed from the freight car.
- Attractive addition to the Christmas car series.



# H0



One-time series.

# The special present


## 80624 Z Gauge Christmas Car for 2014.

**Prototype:** Older design refrigerator car without a brakeman's cab.

**Model:** Old-timer in a Christmas design.

Length over the buffers 40 mm / 1-9/16".

The Christmas car for 2014 is presented in a clear ball. This can be hung on a Christmas tree with the help of the cord included with the car and continues the popular series of festive themes from previous years.

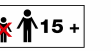


Original size



One-time series only in 2014.

# Z



# Perfect for the Celebration ...

Z


## 81709 Christmas Starter Set for 230 Volts. Freight Train with an Oval of Track and an Appropriate Power Supply.



**Prototype:** 1 class 89 steam locomotive, 1 sliding wall boxcar, 1 low side car.

**Model:** The locomotive is constructed of metal and has a Christmas paint scheme. It has a 5-pole motor and all driving axles are powered. The sliding wall boxcar also has a Christmas paint scheme and there is an appropriate low side car in the set. There is also a kit for a „Christmas Stand“ that can be put on the low side car after it (the kit) has been assembled. Other set contents: 2 sections of straight track, 10 sections of curved track, a rerailer, and a 230 volt / 12 VA switched mode power pack with a suitable locomotive controller. A track plan brochure is also included. Train length approximately 167 mm / 6-1/2“.

This set can be expanded very well with 82720, with the SET track extension sets 8190 or 8191, 8192, 8193, and 8194, or according to your own designs.



# ...and moreover


Z

## 82720 Christmas Add-On Set. Car Set with a Siding and a Christmas Tree.



**Prototype:** 1 tank car and a low side car with a brakeman's cab.

**Model:** The „Glühwein“ tank car and the low side car with a brakeman's cab come in a Christmas paint scheme. Both cars have black wheel sets. The carefully modelled Christmas tree can be placed next to the tracks on your layout or can also be transported on the low side car. This add-on set also has material for a storage siding: 1 manual turnout, 3 sections of straight track, 1 section of curved track, and a track bumper. 82720 is the perfect addition to 81709.



Original size



# Maid of all work

Z

## 88741 Steam Tank Locomotive.

**Prototype:** German State Railroad Company (DRG) class 64 steam locomotive as it looked in Era II.

**Model:** The locomotive is completely new tooling and is finely detailed. The locomotive body and frame are constructed of metal. There is a reproduction of the brake rigging, rail clearance devices, etc. on the underside of the locomotive. The locomotive has finely detailed valve gear and side rods. It also has larger buffer plates. The dual headlights change over with the direction of travel. Warm white LEDs are used for the headlights. The locomotive has a 5-pole motor. All 3 coupled axles are powered. The wheels are black nickel-plated.

Length over the buffers approximately 57 mm / 2-1/4".

### At a Glance:

- **Metal locomotive frame and body.**
- **Finely detailed side rods / valve gear.**
- **Reproduction of the braking rigging and rail clearance devices.**
- **5-pole motor.**
- **Warm white LEDs for the headlights.**

### The Class 64 - The „Bubikopf“ as a Jack-of-all-Trades (almost).

Between 1928 and 1940, many famous locomotive builders in Germany participated in creating the class 64. As part of the standard design program for the German State Railroad Company, the class 64 was also closely related to other locomotive classes, in particular the class 24, which supplied the boiler and the frame for the driving wheels. A total of 520 units were built of this 12.4 meter / 40 foot 8-3/16 inch long standard design passenger tank locomotive with a 2-6-2T wheel arrangement. Due to its lower axle load and maximum speed of 90 km/h / 56 mph, it could be used on almost all routes, and its successful design allowed a broad range of applications. Its home base was passenger train service, but lightweight fast passenger trains and many a freight train were also among its tasks, which it mastered with bravura. World War II and the division of Germany left behind deep traces in the case of the class 64. The German Federal Railroad acquired 278 locomotives; 115 went to the German State Railroad of East Germany and one locomotive remained in Austria. Like many other classes, the class 64 also acquired a nickname. A modern woman's hairstyle of the time (bobbed hair) was the inspiration for this sturdy, compact locomotive. To what extent this was flattering to the world of women or to the profession of hairstylists is debatable, but to the German Federal Railroad the class 64 was a reliable partner for crews and passengers right up to its retirement in 1974. The museum locomotives that have been preserved enjoy endless popularity.

- Metal frame and body.*
- Finely detailed side rods / valve gear.*
- LEDs for the headlights.*



© Asmus



# In the paint scheme of the Seventies

Z

## 88421 Electric Locomotive.

**Prototype:** German Federal Railroad (DB) class 111 general-purpose electric locomotive in an ocean blue / beige paint scheme.

**Model:** Both trucks are powered. The triple headlights change over with the direction of travel. Maintenance-free warm white LEDs are used for the lighting. Inside the locomotive is a screw switch for changing to catenary operation. The locomotive has a reproduction of the engine room. It also has rectangular buffers. Length over the buffers approximately 77 mm / 3".



NEW: rectangular buffers

Original size



# Diesel Locomotive

Z

## 88371 Diesel Locomotive.

**Prototype:** CB Rail class 285 diesel electric locomotive, leased to the ITL Railroad Company, Inc., Dresden, Germany. Built by Bombardier as a regular production locomotive from the TRAXX type program.

**Model:** The locomotive has a 5-pole motor. Both trucks are powered. Maintenance-free warm white LEDs are used for the lighting that changes white/red with the direction of travel. The locomotive has imitation brake disks. Length over the buffers approximately 87 mm / 3-7/16".

- Warm white LEDs for lighting.*
- Imitation of the disk brakes.*

Original size





# The Swiss Owl



## 88467 Electric Locomotive.

**Prototype:** Swiss Federal Railways (SBB) class 460 with an advertising paint scheme for the Association of Swiss Locomotive Engineers (VSLF).

**Model:** The locomotive has a 5-pole motor. Both trucks are powered. Maintenance-free warm white LEDs are used for the lighting. The pantographs can be raised and lowered manually. The locomotive is not wired for power supply from the catenary; it can receive power only from the rails. The locomotive has a very fine, extensive painting and imprinting. Length over the buffers 84 mm / 3-5/16".



A spectacular view on any line: The eyes of the Owl fix and fascinate your glance for the first time now in Z Gauge.



Original size

One-time series.



# American diesel electric locomotive with the finest of details

Z

## 88629 American E8A Diesel Electric Locomotive.

**Prototype:** General Motors EMD class E8A six-axle A unit painted and lettered for Pennsylvania Railroad.

**Model:** The locomotive is completely new tooling in cooperation with the firm AZL. It has a new powerful motor. 2 axes powered on each truck. Traction tires for high pulling power. Warm white LEDs are used for the headlights. The locomotive is finely detailed and has extensive, prototypical paintwork and lettering. It also has the Märklin system coupler front and rear. A pilot skirt is included to replace the coupler on the front of the unit. Length approximately 96 mm / 3-3/4".



Prototypical, engraved details on the locomotive roof.



The finest detailing such as the separately applied, extremely fine grab irons.



Original size

# Märklin Magazin Annual Car

Z

## 80824 Märklin Magazin Annual Z Gauge Car for 2014.

**Prototype:** Refrigerator car based on Drawing A2 of the German State Railroad Car Association.

**Model:** The car is painted and lettered to fit into the series of Märklin Magazin annual cars. Length over the buffers approximately 40 mm / 1-9/16".

One-time series only in 2014.



Original size



# So, cheers

Z

## 86394 Beer Car Set. Consisting of 3 Different Cars.

**Prototype:** 3 different privately owned beer cars. 1 x Dortmunder Actien Brauerei, 1 x König-Pilsener, 1 x Holsten Pilsener. All of the cars were used on the German Federal Railroad (DB).

**Model:** The ends of the cars are different. One car has a raised brakeman's stand and two cars have had their brakeman's stands removed. Total length over the buffers 120 mm / 4-3/4".

### At a Glance:

- The car with the raised brakeman's stand and a reproduction of the brake handle is a tooling change.



High-mounted brakeman's platform



Original size



# Brilliant Down to the Details



## 55751 Tank Locomotive.

A treat for every 1 Gauge fan: the Grand Ducal Baden State Railroad class VIc steam tank locomotive. This impressive locomotive model in highly detailed full metal construction will captivate you with its extensive workmanship and a frame, body, and boiler produced in a die-cast zinc process, the royal class in model railroading. Including many digital functions and absolutely high-quality construction such as only genuine Märklin models feature.

**Prototype:** Grand Ducal Baden State Railroad (BadStB) class VIc steam tank locomotive. Later the class 75.4.

**Model:** The locomotive is completely new tooling with the frame and locomotive body with boiler constructed of die-cast zinc. Other separately applied parts are mostly made of metal. This is a highly detailed model with many separately applied details and a detailed engineer's cab. The locomotive has older design buffers, does not have a raised addition to the coal bunker, a prototypically long smoke stack, a reproduction of the smoke box door with a central locking mechanism, a water tank hatch that can be opened, a sand dome that can be opened, cab doors that can

be opened, and much more. The locomotive has an mfx digital decoder, controlled high-efficiency propulsion, and a sound generator with operating sounds synchronized with the wheels as well as extensive sound functions. The locomotive can be operated with AC power, DC power, Märklin Digital, and DCC. 3 axles powered. The locomotive has a built-in smoke unit with smoke exhaust synchronized with the wheels, cylinder steam, and a steam whistle. The locomotive has dual headlights that change over with the direction of travel with a reproduction of the gas lamps for oil gas and a light color correct for the era. The headlights will work in conventional operation and can be controlled digitally. Maintenance-free warm white LEDs are used for the lighting. Cab and firebox lighting are included. The locomotive has a prototype reproduction coupler on the front and a claw coupler on the rear. Both can be changed to the other type of coupler. An accessory package with a prototype reproduction coupler and a claw coupler, smoke fluid, and figures of an engineer and fireman is included with the locomotive. Minimum radius for operation is 1,020 mm / 40-1/8". Length over the buffers 39.7 cm / 15-5/8".



- At a Glance:**
- **Completely new tooling.**
  - **Highly detailed full metal construction. Frame, superstructure, boiler, etc. constructed of die-cast zinc.**
  - **Smoke generator with smoke exhaust synchronized with the wheels, cylinder steam, and steam whistle.**
  - **Operating sounds synchronized with the wheels and controlled by the load.**
  - **Smoke box door and dome cover can be opened and include many details from the real life locomotive.**
  - **Warm white LEDs for the headlights in the light color correct for the era.**
  - **Two-color firebox flickering.**
  - **Engineer's cab lighting.**
  - **mfx decoder for operation with AC power, DC power, Märklin Digital, and DCC.**

*Highly detailed full metal construction. Frame, superstructure, boiler, etc. constructed of die-cast zinc. Dome cover can be opened.*



Digital Functions	CU	MS	MS 2	CS
Headlight(s)	•	•	•	•
Smoke generator	•	•	•	•
Steam locomotive op. sounds	•	•	•	•
Locomotive whistle	•	•	•	•
Direct control	•	•	•	•
Engineer's cab lighting		•	•	•
Sound of coal being shoveled		•	•	•
Whistle for switching maneuver		•	•	•
Sound of squealing brakes off			•	•
Letting off Steam			•	•
Water Pump			•	•
Injectors			•	•
Grate Shaken			•	•



# Finely Detailed Heavyweight

1

## 55753 Tank Locomotive.

Märklin is sending an impressive new piece of tooling for a wonderful locomotive out on the rails in the shape of the former Baden VIc, now realized as the Era III version. This locomotive is produced in highly detailed, full metal construction and it provides a highly realistic sense of operation when you run it. This model will captivate you with the smoke generator synchronized to the wheels, the cylinder steam produced repeatedly in the process, the smoke exhaust at the smoke stack, and the steam whistle. The operating sounds are also synchronized with the wheels and they vary with the load. This is the highest level of craftsmanship for fans of Era III.

**Prototype:** German Federal Railroad (DB) class 75.4 10-11 steam tank locomotive. Former Baden VIc.

**Model:** The locomotive is completely new tooling with the frame and locomotive body with boiler constructed of die-cast zinc. Other separately applied parts are mostly made of metal. This is a highly detailed model with many separately applied details and a detailed engineer's cab. The locomotive has a bell separately applied behind the smoke stack, does have a raised addition to the coal bunker, a short smoke stack, a smoke box door without a central locking mechanism, a water tank hatch that can be

opened, a sand dome that can be opened, cab doors that can be opened, and much more. The locomotive has an mfx digital decoder, controlled high-efficiency propulsion, and a sound generator with operating sounds synchronized with the wheels as well as extensive sound functions. The locomotive can be operated with AC power, DC power, Märklin Digital, and DCC. 3 axles powered. The locomotive has a built-in smoke unit with smoke exhaust synchronized with the wheels, cylinder steam, and a steam whistle. The locomotive has triple headlights that change over with the direction of travel and have a light color correct for the era. The headlights will work in conventional operation and can be controlled digitally. Maintenance-free warm white LEDs are used for the lighting. Cab and firebox lighting are included. There is running gear lighting on the left side of the locomotive. The locomotive has a prototype reproduction coupler on the front and a claw coupler on the rear. Both can be changed to the other type of coupler. An accessory package with a prototype reproduction coupler and a claw coupler, smoke fluid, and figures of an engineer and fireman is included with the locomotive. Minimum radius for operation is 1,020 mm / 40-1/8". Length over the buffers 39.7 cm / 15-5/8".



### At a Glance:

- **Completely new tooling.**
- **Highly detailed full metal construction. Frame, superstructure, boiler, etc. constructed of die-cast zinc.**
- **Smoke generator with smoke exhaust synchronized with the wheels, cylinder steam, and steam whistle.**
- **Operating sounds synchronized with the wheels and controlled by the load.**
- **Smoke box door and dome cover can be opened and include many details from the real life locomotive.**
- **Warm white LEDs for the headlights in the light color correct for the era.**
- **Two-color firebox flickering.**
- **Running gear lighting on the left side as in the prototype.**
- **Engineer's cab lighting.**
- **mfx decoder for operation with AC power, DC power, Märklin Digital, and DCC.**



*Highly detailed full metal construction. Frame, superstructure, boiler, etc. constructed of die-cast zinc.*

*Dome cover can be opened.*



Digital Functions	CU	MS	MS 2	CS
Headlight(s)	•	•	•	•
Smoke generator	•	•	•	•
Steam locomotive op. sounds	•	•	•	•
Locomotive whistle	•	•	•	•
Direct control	•	•	•	•
Engineer's cab lighting	•	•	•	•
Sound of coal being shoveled	•	•	•	•
Bell	•	•	•	•
Whistle for switching maneuver	•	•	•	•
Sound of squealing brakes off	•	•	•	•
Letting off Steam	•	•	•	•
Running gear lights	•	•	•	•
Water Pump	•	•	•	•
Generator Sounds	•	•	•	•
Injectors	•	•	•	•
Grate Shaken	•	•	•	•





## A Set of Classics

1


### 58482 Freight Car.

The German State Railroad created a modern type of freight car with the Rmm Ulm. The totally new tooling for this car comes in a set in Era II in conjunction with a Lanz rail unit.

**Prototype:** German State Railroad (DRG) type Rmm Ulm stake car with a Lanz rail unit as a load

**Model:** The car is completely new tooling and has extremely finely detailed plastic construction with many separately applied details. The car

is the DRG version with wooden boards, wooden side stakes, steel end stakes, and a brakeman's platform. The stakes are removable and can be stored in the stake box. The car comes with claw couplers installed. Prototype reproduction couplers and brake hoses are included for installation on the car. Minimum radius for operation is 1,020 mm / 40-1/8". Length over the buffers 37.8 cm / 14-7/8". Loaded with a model of a Lanz rail unit. The rail unit can be rolled on track and has a mix of metal and real wood construction. It is mounted on a real wood load frame.

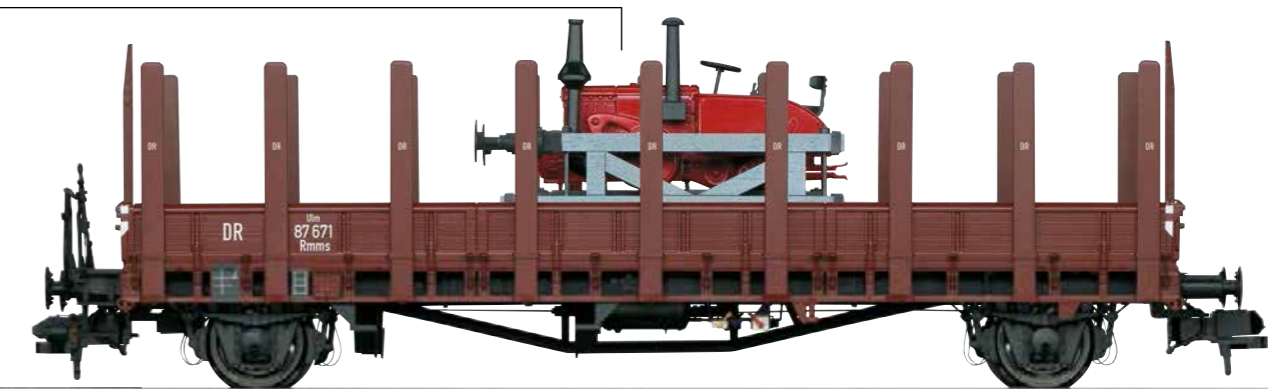



#### At a Glance:

- **Completely new, finely detailed tooling.**
- **Stakes are removable.**
- **Prototype reproduction couplers included.**
- **A model of a Lanz rail unit on a real wood load frame included.**

*Completely new, finely detailed tooling.  
Lanz model rail tractor as load.*

Can be rolled and  
high quality



# Technology of the Fifties

## 58481 Freight Car.

Märklin brings two types of high technology of the Fifties together with this special set. The Lanz Bulldog „Ackerluft“ like the stake car is a style icon of the Economic Miracle period and a highlight for every model railroad layout.



**Prototype:** German Federal Railroad (DB) type Rmms 33 „Ulm“ stake car with a Lanz „Ackerluft“ Bulldog as a load.

**Model:** The car is completely new tooling for the „Ulm“ car type and has extremely finely detailed plastic construction with many separately applied details. The car is the DB version with steel boards, pressed metal side stakes, and steel end stakes. The stakes are removable and can be stored in the stake box. Prototype reproduction couplers and brake hoses are included for installation on the car. Minimum radius for operation is 1,020 mm / 40-1/8“. Loaded with a metal model of a Lanz „Ackerluft“ Bulldog, mounted on a real wood load frame. Length over the buffers 37.8 cm / 14-7/8“.

### At a Glance:

- **Completely new, finely detailed tooling.**
- **Stakes are removable.**
- **A model of a Lanz „Ackerluft“ Bulldog, mounted on a real wood load frame, included.**
- **Prototype reproduction couplers are included.**

*A model of a Lanz „Ackerluft“ Bulldog, mounted on a real wood load frame, included.*



1

# Freight Star

## 58480 Freight Car.

Over 12,000 of this stake car were built in real life, and it is one of the most important freight cars for the then new German Federal Railroad. This completely new tooling with highly detailed construction is a must for every 1 Gauge fan.

**Prototype:** German Federal Railroad (DB) type Rmms 33 „Ulm“ stake car.


**Model:** The car is completely new tooling for the „Ulm“ car type and

- Completely new, finely detailed tooling.*
- Stakes are removable.*
- Prototype reproduction couplers included.*

has extremely finely detailed plastic construction with many separately applied details. The car has a brakeman's platform, wooden boards, wooden stakes on the sides, and metal stakes on the ends. The stakes are removable and can be stored in the stake box. The car comes with claw couplers installed. Prototype reproduction couplers and brake hoses are included for installation on the car. Minimum radius for operation is 1,020 mm / 40-1/8“. Length over the buffers 37.8 cm / 14-7/8“.

### At a Glance:

- **Completely new, finely detailed tooling.**
- **Stakes are removable.**
- **Prototype reproduction couplers included.**



1

# Load Hauler

## 58483 Freight Car.

Also indispensable for fans of Era IV freight cars: the type Klm 441 low side car. The DB AG still uses such freight cars and cars similar to it for hauling loads.

**Prototype:** German Federal Railroad (DB) type Klm 441 low side car.

**Model:** The car is completely new tooling for this car type and has extremely finely detailed plastic construction with many separately applied

- Completely new, finely detailed tooling.*
- Prototype reproduction couplers included.*

details. This is the version without a brakeman's platform, with metal boards, without stakes. The car comes with claw couplers installed. Prototype reproduction couplers and brake hoses are included for installation on the car. Minimum radius for operation is 1,020 mm / 40-1/8“. Length over the buffers 37.5 cm / 14-3/4“.

### At a Glance:

- **Completely new, finely detailed tooling.**
- **Prototype reproduction couplers included.**



1

# 30 years of digital operations

**No other development has changed the model railroad as much as digital technology. Gone are the days when it took an awful lot of time and trouble to set up entire layouts and running operation controls.**

Märklin was and still is the pioneer of digital technology. Legendary even today are the Control Unit 6020 and its successor the Control Unit 6021. With the introduction of the Central Station and new, even more powerful decoders (mfx, mfx+), there is an extensive world of play and experience at your disposal which brings the prototypical fascination of the railroad onto every layout and into every living room. In play mode, steam engines can even be topped up virtually with coal and water and entire operations can be simulated. But whatever the technical innovations, for Märklin, playing enjoyment is always the most important feature. Today, the very first digital locomotives can still be operated with the very latest Central Station. For Märklin, the combination of tradition and progress is at the same time both encouragement and aim.

Märklin apps convert your smartphone or tablet into a fully-fledged control unit for your model railroad. Available from:



Today's core of the digital technology: the Central Station 2 with touchscreen and intuitive operator screen. The control center automatically recognizes every model equipped with an mfx decoder.

## Entire system

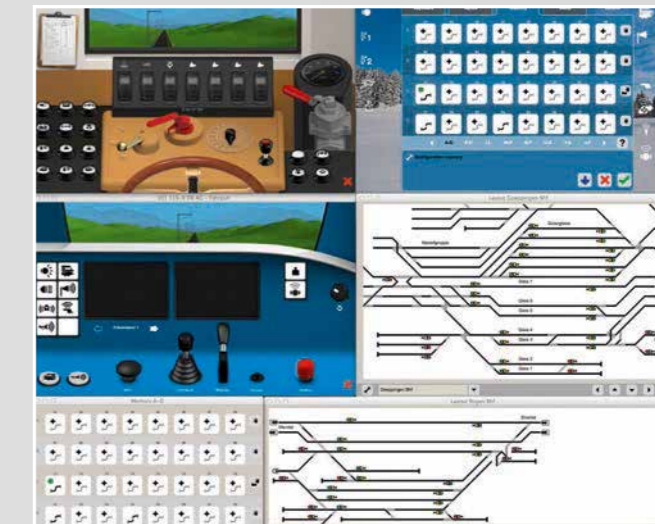
Uncomplicated: on Märklin digital systems, all components are perfectly matched with each other. Almost all models run with digital decoder. Put the loco on the track and away you go.



Update: from the fall, a PC version of the Central Station will be available.

## Versatile controls

Whether by touch with the Central or Mobile Station, modern and wireless using smartphone or tablet PC, the model railroader can now choose between them as he wishes for operations.



## Play experience and simulation possibilities

Be an engineer for a change: with the new mfx+ system, every model railroader can himself top up with water, coal and sand. Any more play experience would be difficult.

## 1984

World premiere: With the Control Unit (6020) Märklin introduces the first digital control system for model railroads: it distinguishes between up to 80 different loco addresses and switches up to 256 turnouts or signals.



## 1993

Development (6021): Locos can now switch up to five different functions individually, the direction indicator on the controller simplifies operation, also suitable for gauge 1 for the first time.

## 2004

With the Central Station 1, Mobile Station and the new mfx decoder, Märklin now breaks into a new dimension. Up to 16 functions and 128 operating settings can now be set for each locomotive.

## 2008

Touchscreen, color display, individually programmable road setting, simple update possibilities: Central Station 2 makes digital running even easier and more fascinating.

## 2014

With the mfx+ decoder and integration of mobile units such as smartphones and tablet PCs, an entire and wholly new play and experience world opens up.

# 30 years of digital operations

Thirty years young: 30 years ago, Märklin Digital revolutionized the model railroad world and it continues to offer many development possibilities. Today, a great number of operating possibilities, including 16 different loco functions, individual sound files for copying over or monitoring and simulation of operating parameters ensure a unique world of experiences. With update 3.8, available for all model railroaders from the fall of 2014, there will be even more possibilities added. Five new virtual engineer's positions for classics such as the glass train, the Dm ore loco, the 1200 class, 'Koploper' and oil-fired steam locos. A special highlight: the PC version of the Central Station. The complete functionality of the Central Station can then be called up onto the PC. There are also additional features such as a master function for layout configuration. Several controller, keyboard, memory and track diagram windows can be shown simultaneously on the PC, added to which the track diagram windows are scalable and also several play world controllers can be called up in parallel.

*Soon available for the computer at home!*



Draft for the current issue

## 03081 „Getting Started in Märklin Digital“ Book.

This book is an extensive description of the Märklin Digital system. The necessary components are presented systematically. Important points are simple setup and easy control of a layout with this multi-train control system. Approximately 200 pages. German text only.

### Märklin MHI Guarantee conditions

When you buy these Märklin MHI products (these products are identified with the pictogram ), the firm Gebr. Märklin & Cie. GmbH will also grant you independent of the legal, national warranty rights available to you in regard to your Märklin MHI specialty dealer as your contracting partner or your rights from product liability a manufacturer's warranty of 60 months from the date of purchase under the terms given below. This allows you independent of the location of the purchase the possibility to claim defects or malfunctions directly from the firm of Märklin as the manufacturer of the product. The Märklin manufacturer's warranty only applies to the technology of the models. Visual defects or incomplete products can be claimed within the framework of the warranty obligations of the seller of the product.

### Warranty Conditions

This warranty applies to Märklin assortment products and individual parts that are purchased by a Märklin MHI specialty dealer worldwide. Either the warranty form filled out in full by the Märklin MHI specialty dealer or the purchase receipt will serve as proof of purchase. We therefore recommend that this warranty form should be kept safe along with the purchase receipt.

### Contents of the Warranty / Exclusions

This warranty includes as selected by the manufacturer correction of any possible defects at no charge or replacement of defective parts at no charge that can be proven to result from design, manufacturing, or material defects, including service performed that is linked to this situation. Other claims outside of the manufacturer's warranty are excluded. The terms of the warranty do not apply

- In the case of malfunctioning of the product due to wear and tear or in the case of parts that wear out in normal use.
- If the installation of certain electronic elements contrary to the manufacturer's specifications was carried out by individuals not authorized to do such installations.
- In the case of use of the product for a purpose other than that specified by the manufacturer.
- If the references and notes from the manufacturer in the operating instructions were not followed.
- Any and all claims arising from the warranty implied or otherwise or replacement for damages are excluded, if other makes of parts not authorized by Märklin have been installed in Märklin products, and have hereby caused malfunctions or damages. The same applies to conversions that were carried out by neither by Märklin nor by repair centers authorized by Märklin. The irrefutable assumption that the aforementioned non-Märklin parts or conversions are the cause for the malfunction or damages works fundamentally in Märklin's favor.
- The warranty period is not extended by repair or replacement of the product covered under warranty. Warranty claims can be submitted directly to the seller or by sending the claimed item/part together with the warranty card or the proof of purchase and a summary of the defects directly to the firm Märklin. In accepting the product for repair, Märklin and the seller assume no liability for data or settings stored on the product by the consumer. Warranty claims sent shipping collect cannot be accepted.

Our address: Gebr. Märklin & Cie. GmbH • Reparatur-Service  
Stuttgarter Straße 55 - 57 • 73033 Göppingen • Germany  
E-mail: service@maerklin.de • Internet: www.maerklin.de

## Index to the Item Numbers

Item Number	Page
03081	46
26800	24
29321	19
29322	19
31031	22
36503	16
36620	14
37294	11
37349	8
37818	23
39955	48
43476	15
43853	6
43854	7
43866	4
46316	12
46533	13
48414	26
48514	21
48614	16
55751	37
55753	38
58480	43
58481	42
58482	41
58483	43
72884	20
80624	27
80824	35
81709	28
82338	17
82720	29
86394	35
88371	31
88421	31
88467	33
88629	34
88741	30
88984	17

## Explanation of Symbols



Digital locomotives or digital device for the Märklin Digital System (Motorola format).



Digital locomotive with high-efficiency propulsion. Adjustable maximum speed and acceleration/braking delay. Special motor with electronically supported load compensation or compact can motor with a bell-shaped armature. Operation can be done with a Märklin transformer, with the Märklin Delta System, with the Märklin Digital System (Motorola format), and with Märklin Systems. 1 controllable auxiliary function (function) in digital operation.



Digital-Decoder mit bis zu 16 digital schaltbaren Funktionen beim Betrieb mit **Central Station 60212/60213/60214/60215**. Mit bis zu 9 Funktionen mit **Mobile Station 60652/60653**. Mit bis zu 5 Funktionen mit **Control Unit 6021**. Belegte Funktionen je nach Ausrüstung der Lokomotive.



Digital decoder mfx+ (Märklin World of Operation).



DCC decoder.



Metal locomotive frame.



Metal frame and mostly metal locomotive body.



Metal frame and locomotive body.



Car body chiefly made of metal.



Märklin close couplers in standard pocket with pivot point.



Märklin close couplers in standard pocket with guide mechanism.



Lokomotive/car has sprung buffers.



Automatic claw couplers can be replaced with reproduction prototype couplers.



Built-in interior details.



Power supply can be switched to operate from catenary.



Locomotive with 5-pole motor.



Built-in sound effects circuit.



Dual headlights that change over with the direction of travel.



Triple headlights at the front.



Triple headlights front and rear.



Dual red marker lights.



Triple headlights and two red marker lights that change over with the direction of travel.



Triple headlights and a red marker light that change over with the direction of travel.



Triple headlights and a white marker light that change over with the direction of travel.



Built-in interior lighting.



Built-in LED interior lighting.



Märklin exclusive special model – produced in a one-time series. The Märklin Händler-Initiative / Märklin Dealer Initiative is an international association of medium size toy and model railroad specialty dealers (MHI INTERNATIONAL).



Era I (1835 to 1925)



Era II (1925 to 1945)



Era III (1945 to 1970)



Era IV (1970 to 1990)



Era V (1990-2006)



Era VI (2006 to the present)

**CU** Control Unit

**MS** Mobile Station

**MS2** Mobile Station 2

**CS** Central Station

### Age Information and Warnings.



**WARNING!** Not suitable for children under 3 years. Sharp edges and points required for operation. Danger of choking due to detachable small parts that may be swallowed.



**For adults only.**



## 39955 Rail Bus with a Trailer Car.



**Prototype:** German Federal Railroad (DB) class VT 95.9 powered rail bus with a class VB 140 trailer car. First production series, in the original crimson paint scheme, with a skylight window above the engineer's stand. The rail bus looks as it did when delivered and in operation around 1952/53. Authentic weathering.

**Model:** The rail bus has an mfx decoder and extensive sound functions. It also has controlled high-efficiency propulsion with a flywheel in the motor car. 2 axles powered. Traction tires. The rail bus has factory-installed interior lighting in the motor car and the trailer car. The rail bus has dual headlights and dual red marker lights that change over with the direction of travel, will work in conventional operation, and can be controlled digitally. The headlights at the Engineer's Stand 2 and 1 of the motor car can be turned off separately. Dual red marker lights are on for the trailer car depending on the position of the motor car. Maintenance-free warm white and red LEDs are used for the headlights, marker lights, and interior lighting, and they can be controlled together in digital operation. The rail bus units have a current-conducting drawbar coupling with a guide mechanism between them. An additional non-current-conducting drawbar coupling is included

for use in multiple hookups of rail bus sets. When you have a maximum 4-part unit (2 double units), the red marker lights on the trailer car can be turned off by means of a switch. The engineer's stands and the cars' interiors in the motor car and trailer car allow an open view through the windows. Brake hoses are included and can be mounted on the rail buses. Length of the two-unit set approximately 28.2 cm / 11-1/8".

### At a Glance:

- **Completely new tooling.**
- **Extensive operating and sound functions included.**
- **Factory-installed interior lighting.**
- **Headlights on the motor car can be turned off separately at both ends in digital operation.**
- **Red marker lights on for the trailer car depending on the position of the motor car.**
- **Warm white and red LEDs for the lighting.**
- **Authentic weathering and advertising design.**
- **Delivered with a collector's display case and a certificate of authenticity.**

Digital Functions	CU	MS	MS 2	CS
Headlight(s)	•	•	•	•
Diesel locomotive op. sounds	•	•	•	•
Horn	•	•	•	•
Direct control	•	•	•	•
Sound of squealing brakes off		•	•	•
Headlight(s): Cab2 End		•	•	•
Conductor's Whistle		•	•	•
Headlight(s): Cab1 End		•	•	•
Doors Closing			•	•

*Limited edition.*

*New road/car number.*

*Special model – only available in the Märklin Stores (D: Mainz, Essen, Stuttgart, Neustadt/Donau, München NL: Utrecht, Amsterdam IT: Bergamo).*



**Gebr. Märklin & Cie. GmbH**  
**Stuttgarter Straße 55–57**  
**73033 Göppingen**  
**Germany**  
**www.maerklin.com**

We reserve the right to make changes and delivery is not guaranteed. Pricing, data, and measurements may vary. We are not liable for mistakes and printing errors. Some of the models shown in the photographs are hand samples. The regular production models may vary in details from the models shown.

\* All of the prices are suggested retail prices.

If this issue contains no prices, please ask your specialist retailer for a current price list.

All rights reserved. Copying in whole or part prohibited.


Printed in Germany.

248687 – 01 2014

© Copyright by Gebr. Märklin & Cie. GmbH

Additional pictorial material Shutterstock

 Visit us:  
[www.facebook.com/maerklin](http://www.facebook.com/maerklin)

 Further information, search for retailers etc. will be found under: [www.maerklin.de](http://www.maerklin.de)